

STANDARD FEATURES

INTERIOR APPOINTMENTS

Padded Vinyl Ceiling
Plank Flooring Throughout
Brushed Nickel Hardware
High-Gloss Wood Grain
Raised Panel Hardwood Cab Doors
Frameless Tinted Dual Pane Windows
Reclining/Swivel Passenger Seat
6-Way Power Drivers Seat
Visionary Sofa Hide-A-Bed
Dream Dinette
Solar Privacy Shades Throughout
Self-Closing Ball Bearing Drawer Guides Throughout

INTERIOR EQUIPMENT

Radio AM/FM CD with Bluetooth
Cable TV Jack
LP Leak Alarm and Smoke Detector
Carbon Monoxide Detector
Fire Extinguisher
King Jack TV Antenna
40" LED TV Coach and DVD Player (37TB, 37LS)
43" LED TV Coach and DVD Player (37SB)
Satellite Prep Wire to Roof
Electric Fireplace
Home Theater with Subwoofer

GALLEY

Solid Surface Countertop
Single Lever High Kitchen Faucet with Sprayer
Stainless Steel Double Bowl Kitchen Sink
Stainless Steel Appliance Package with Convection Microwave and Cooktop
Three-Speed Fantastic Power Fan
Solid Surface Range and Sink Cover
Glass Tile Backsplash
Pop-Up Receptacle with USB Ports

BATH AND WATER

Porcelain Toilet with Foot Flush and Sprayer (2)
Fiberglass Shower (2)
Glass Shower Door (2)
Power Bath Vent (2)
10-Gallon Gas/Electric Electronic Ignition Water Heater (2)
Demand Water Pump (2)
Skylight Over the Shower (2)
Whole Coach Water Filter (EXC. CSA) (2)
Stackable Washer/Dryer Prep (37TB and 37LS)
Combo Washer/Dryer Prep (37SB)

Notes: (2) Quantity of Two on 37TB

SLEEPING

King Bed 70Wx74L (37TB and 37SB)
Queen Bed 60Wx74L (37LS)
Power Patio Awning
32" LCD TV Bedroom and DVD player
Designer Headboard (N/A 37LS)

ELECTRICAL/HEATING/AC

LED Interior Ceiling Lighting
30' 50-Amp Power Cord
55-Amp, 110/12-Volt Power Converter
GFI Circuit
Outside Receptacle (DS)
Emergency Start Switch
Lighted Trunk Storage Boxes
Exterior LED Strip Light
35,000-BTU Electronic Ignition Furnace (37LS and 37TB)
(2) 20,000-BTU Electronic Ignition Furnace (37SB)
13,500-BTU Roof Air Conditioner-Ducted
2nd 13,500-BTU Roof AC
Dual Coach Batteries
5.5 Onan Generator
Coach Command Center

Auto Generator Start
Automatic Transfer Switch

AUTOMOTIVE/EXTERIOR

Tilt Steering Wheel
Cruise Control
Intermittent Wipers
22.5" Radial Tires and Rims
Valve Stem Extenders
Rear Mud Flaps Only
Power Entrance Step-Double Crowned, Laminated Fiberglass Roof
Full Basement with Pass Through Storage
Aluminum Side Hinge Trunk Doors
Fiberglass Front and Rear Caps
Dead Bolt Lock-Entrance Door
28" Radius Entry Door
Rear Mounted Roof Ladder
Heated Remote Exterior Mirrors
Automatic Leveling Jacks
Slide-Out Room Awning(s)
Full-Body Paint
20-Gallon LP Tank
Back Up Monitor with Side Cameras
Outside Entertainment with 32" TV and DVD
Cockpit Power Shade and Manual Side Shades
Round Cockpit Pedestal Table
Computer Work Station at Passenger Seat
Easy-Clean Cockpit Floor
Noble Select Gelcoat High-Gloss Sidewalls (with Azdel Superlite Composite)

Notes: (2) Quantity of Two on 37TB

SLEEPING

King Bed 70Wx74L (37TB and 37SB)
Queen Bed 60Wx74L (37LS)
Power Patio Awning
32" LCD TV Bedroom and DVD player
Designer Headboard (N/A 37LS)

ELECTRICAL/HEATING/AC

LED Interior Ceiling Lighting
30' 50-Amp Power Cord
55-Amp, 110/12-Volt Power Converter
GFI Circuit
Outside Receptacle (DS)
Emergency Start Switch
Lighted Trunk Storage Boxes
Exterior LED Strip Light
35,000-BTU Electronic Ignition Furnace (37LS and 37TB)
(2) 20,000-BTU Electronic Ignition Furnace (37SB)
13,500-BTU Roof Air Conditioner-Ducted
2nd 13,500-BTU Roof AC
Dual Coach Batteries
5.5 Onan Generator
Coach Command Center

OPTIONAL FEATURES

INTERIOR COLOR SELECTIONS

Tiffany Sand
Victoria Linen
Sedona Hills

WOOD GRAINS

Estate Cherry
Cappuccino Cherry
Coastal Cherry

EXTERIOR COLOR SELECTIONS

Full-Body Paint Coastal Tide
Full-Body Paint Indian Sunset
Full-Body Paint Ivory Shore

OPTIONS

Stainless Steel Appliance Package with Microwave and Oven
Salon Drop Down Bunk
15,000-BTU A/C with Heat Pump Front
15,000-BTU A/C with Heat Pump Rear
40" Cockpit Mounted TV
Stackable Washer/Dryer (37SB and 37TB)
Combo Washer/Dryer (37SB)
Theater Seating (37SB Only)
Diamond Shield Protection
CSA Up-Fit
(1) CD-MVSA (Canadian Motor Vehicle Safety Act)
Travel Easy Roadside Assistance (Coach-Net)

Notes:

(1) Mandatory For All Canadian Provinces

INTERIOR WOOD COLOR SELECTIONS




Estate Cherry

Cappuccino Cherry

Coastal Cherry

INTERIOR DECOR COLOR SELECTIONS



Tiffany Sand

Victoria Linen

Sedona Hills



FREE One-Year Membership - Coachmen Owners Association!

Coachmen is proud to sponsor the largest manufacturer-sponsored camping club in North America ... Coachmen Owners Association (COA). COA provides you a world of ways to enjoy your RV. This is **FUN ON OVERDRIVE** and provides: Free Trip Routing, Exciting Tours & Rallies, Free Campground Directory, Local/State Club Activities, Easy RVing Magazine Free, Theme Park Discounts, Fuel Discounts, Free onebigplanet® Memberships with discounts at 180,000 merchants, and Much More!

Every new Coachmen RV buyer is eligible for a 1-Year FREE membership in the Coachmen Owners Association. It all adds up to an easy ownership experience!

SPECIFICATIONS

CLASS A GAS	37LS	37TB	37SB
FORD ENGINE V-10 6.8L 3-Valve	320 HP/460 TRQ	320 HP/460 TRQ	320 HP/460 TRQ
WHEEL BASE	242"	242"	242"
GVWR	22,000 lbs	22,000 lbs	22,000 lbs
GCWR	26,000 lbs	26,000 lbs	26,000 lbs
FUEL CAPACITY	80 gal	80 gal	80 gal
LP GAS CAPACITY	20 gal	20 gal	20 gal
FURNACE (BTUs)	35,000	35,000	(2) 20,000
EXTERIOR LENGTH (w/o ladder)	37' 4"	37' 4"	37' 4"
EXTERIOR HEIGHT (with A/C)	12' 7"	12' 7"	12' 7"
EXTERIOR WIDTH	102"	102"	102"
FRESH WATER	70 gal	70 gal	70 gal
GREY WATER	45 gal	46/46 gal	46/55 gal
BLACK WATER	45/45 gal	46/45 gal	45 gal
WATER HEATER	10 gal	20 gal	10 gal
AWNING SIZE	18'	18'	11' & 12'
EXTERIOR STORAGE	123 cu. ft.	115 cu. ft.	88 cu. ft.

GVWR (Gross Vehicle Weight Rating): The maximum permissible weight of the unit, including the unloaded vehicle weight (UVW) plus all fluids, cargo, optional equipment, and accessories. For safety and product performance, do not exceed the GVWR.

GCWR (Gross Combined Weight Rating): The maximum total weight of the loaded unit, plus a tow vehicle. This includes the weight of both the unit and tow vehicle, fuel for each, all other fluids, cargo, occupants, optional equipment, and accessories.

Important Note: All capacities are approximate, and all dimensions are nominal. Coachmen motorhomes are designed to allow for a wide variety of uses, extended trips with two people, or short trips with multiple people. Accordingly, each unit allows ample room for sleeping, seating, fluids, and cargo. While the customer is the beneficiary of this design, the customer also bears the responsibility to select the proper combination of passengers, cargo, load, and tow vehicle without exceeding the chassis weight capabilities. Consumer may need additional braking capacity to tow loads greater than 1,000 pounds.

Seat belts should always be worn for passenger safety. Seat belts are provided at most locations to allow convenience in selecting which

seat to occupy. However, it is not intended that all seating positions equipped with a seat belt may be occupied while the vehicle is in motion, without regard to other weight factors.

All Coachmen motorhomes are designed to ensure that the number of passengers allowed while the vehicle is in motion will always at least equal the stated sleeping capacity. Though extra seat belts may be provided, for your safety and the proper operation of your vehicle, limit your passengers to the number allowed by the Net Carrying Capacity of your vehicle.

All information contained in this brochure is believed to be accurate at the time of publication. However, during the model year it may be necessary to make revisions and Coachmen reserves the right to make all such changes without notice, including prices, colors, materials, equipment, and specifications as well as the addition of new models and the discontinuance of models shown in this brochure. Therefore, please consult with your Coachmen dealer and confirm the existence of any materials, design, or specifications that are material to your purchase decision.


© Copyright 2017 Coachmen RV, a Division of Forest River, Inc. - All Rights Reserved



Forest River, Inc. encourages our customers to purchase their Forest River products from a local dealership whenever possible because of the following reasons:


1. Forest River, Inc. dealers are independently owned and operated businesses, so priority service and scheduling is at their discretion and is often provided to customers that purchased their unit at that dealership.
2. Purchasing locally allows customers to establish meaningful relationships with a dealer, enhancing the RV experience through assistance with product questions, user tips or RV regulations for your state or country, and much more!
3. Canadian customers must meet requirements to bring an RV purchased out of the country to their home. These requirements may involve additional inspections and certifications, taxes and fees. Your local Canadian dealer is a professional at meeting these requirements.
4. Scheduling timely warranty repairs and adjustments through a local dealership provides far greater flexibility and convenience to you, the customer!

It is the goal of Forest River, Inc. that all of our RV owners fully enjoy the RV experience and that customer satisfaction meets or exceeds their expectations!



Travel Easy™ Roadside Assistance!

RVing is easier with Coachmen's Travel Easy™ Roadside Assistance provided FREE the first year of ownership to those who purchase a New Coachmen RV. Administered by Coach-Net, this service provides you with 24/7 operational, technical and emergency road service coverage. Also included is towing, fuel delivery, jump starts, lockout service, tire changes, mobile mechanic, and unlimited technical assistance. Anywhere. Anytime. Travel Easy™ is the security of knowing that help is an easy phone call away.



Coachmen RV, a Division of Forest River, Inc.,
A Berkshire Hathaway Company
423 N. Main St., P.O. Box 30, Middlebury, IN 46540

To learn more about Coachmen RV and our products and see how Coachmen is making the easy life easier, visit www.coachmenrv.com.



Learn More
Scan this barcode using a QR Reader on your smart phone to learn more about Forest River.



A Berkshire Hathaway company.



Coachmen
Leader to the Great Outdoors.

MIRADA
Select
BY COACHMEN

MIRADA
Select
BY COACHMEN

THE COACHMEN ADVANTAGE

What is the Coachmen advantage? It's the collection of unique features offered in a Coachmen motorhome to ensure a smoother ride, a better camping experience, and a motorhome that will last for years.

1. NOBLE SELECT™

Protected by a three-year warranty, these sidewalls have a high-gloss gelcoat finish to prevent fading. They are also 20% lighter than wood substrate sidewalls, provide more occupant cargo carrying capacity, and offer three times the insulation against extreme climates.

2. AZDEL™ COMPOSITE

Most manufacturers use wood sidewalls that can expand, swell, and eventually mold. We use Azdel. It's impervious to water, won't rot or mold, and, with less than a 1% chance of delaminating, it ensures the long-term integrity of the sidewalls.

3. REINFORCED LAMINATION

We vacuum bond and pinch roll every sidewall and floor, then perform a pull adhesion test. Most manufacturers just do one process or the other, but by doing both we improve the strength and longevity of the sidewalls.

4. ELONGATED WHEELBASE

We offer longer wheelbases than other motorhome manufacturers because that means superior weight distribution. The result? Better handling and a smoother ride that results in less driver fatigue.

5. SITE RITE DASH™

Our dashes are angled 20 degrees forward. This increases the line of sight for the driver, and offers the best road visibility on the market.

6. EVEN COOL DUCT™

Our patented duct system evenly disperses air through the whole coach. And we use Amaco ducting instead of Styrofoam because it's antimicrobial, preventing the growth of bacteria and ensuring a cool, clean coach in even scorching heat.

7. DIGITAL OWNER'S MANUAL

Our owner's manuals are easy to access through the Coachmen website or our free app. Supplemented with videos, Power Points, and more, it's got all you need to know about your coach.

EXTERIOR COLOR OPTIONS

The new Mirada Select offers three full-body paint styles for you to choose from.



Coastal Tide



Indian Sunset



Ivory Shore

EXTERIOR FEATURES



Traveling with large gear? Now it's easy to stow, thanks to the spacious pass-through basement.



Halogen projection headlights with U-bar and LED fog lights provide greater visibility at night.



Relax and enjoy the new entertainment center, complete with an LED TV and electric fireplace.

NEW WORLDS AWAIT. ARRIVE IN STYLE.

The new Mirada Select offers more comfort and better options than ever before. But the real stars are its all-new standard features.

We've reimagined the Mirada Select to improve the experience for both driver and passengers. And some of the best features are the ones you'll never notice. That's because they make the Mirada Select more durable, so it requires less maintenance—and less attention.

Inside, brand-new floor plans are designed to maximize both the space and comfort of the Mirada Select while providing plenty of creature comforts. That way, a bold day's exploration can be rewarded by a good night's sleep.



Coachmen's exclusive MACH dash (multi-accessory control hub) makes driving easy and enjoyable, and includes a workstation, USB and electric outlets, and a fiberglass engine cover with built-in drink holders.



Prepare something special in an accommodating and stylish galley that features a solid surface countertop, stainless steel appliances, a glass tile backsplash, and a French double door refrigerator making clean-up a breeze while creating a truly residential experience.



The upgraded foam package in our new fabric-leatherette combination dinette means more comfortable mealtimes for you and your guests.



(NEARLY) ENDLESS SPACE

The roomy interior of the Mirada Select houses a whole new line of upgrades.

Brushed nickel hardware, high-gloss wood grain, and a glass tile backsplash combine to create a more attractive interior.

Solar shades throughout the interior keep our motorhomes nice and cool, while also offering you privacy.

New high-gloss wood doors and cabinets with self-closing drawer guides are both attractive and durable.

THE COMFORTS OF HOME— AND THEN SOME

It isn't easy getting used to the amount of space in a Mirada Select, but you'll sure love trying. That's because, with one bedroom, two full bathrooms, and plenty more, the Mirada Select has everything to make you feel right at home. Our designs utilize every square foot, without sacrificing livability.



The exclusive salon bunk, located above the dinette and sofa, is comfortably spacious for sleeping, but disappears entirely when not in use. Thanks to this innovative design, you won't have to sacrifice a good night's sleep to maximize the space inside your motorhome.



The spacious bedroom is complete with an upgraded headboard featuring an elegant diamond stitching and nail head pattern. Dual wardrobes and deep drawers provide more storage options for long distance trips.



The Mirada Select is one of the only motorhomes to offer two full bathrooms in the new 37TB floorplan.

FLOORPLANS

Mirada Select features more spacious, more comfortable floorplan options than ever before.

