

LEPRECHAUN



LEPRECHAUN
CLASS C MOTORHOMES



A STEP ABOVE THE REST.

LEPRECHAUN INTERIOR FEATURES



319MB shown with Parfait décor

At Coachmen, we pride ourselves in providing you with an RV that offers the most standard feature content on the market, allowing you to fully immerse yourself into any adventure!

LED lighting throughout

Congoleum® Designer

Carefree flooring

Deep single bowl and double bowl sinks
with hi rise faucet

High quality furniture and fabrics

Large 57" x 95" overhead bunk

LCD TV and DVD player

Back-up monitor w/microphone

Seating areas convert into
sleeping areas

Washer/dryer hookup (311FS)

Stainless steel residential refrigerator
(311FS)

Large galley pantry

Thermofoil dinette and countertops

Single child safety tether at forward
facing dinette (N/A 311FS)

4 door refrigerator option (260DS, 310BH)



311FS shown with dual recliner option



311FS shown with Toffee décor

LEPRECHAUN STANDARD AND OPTIONAL FEATURES

STANDARD

WARRANTY

- Motorhome – 12 Month/ 12,000 Mile Limited Warranty
- Chassis Warranty – See Chassis Owners Manual
- Travel Easy Roadside Assistance – 1 Year

AUTOMOTIVE/EXTERIOR/CONSTRUCTION

- 55-Gallon Fuel Tank (Ford)
- 57-Gallon Fuel Tank (Chevy)
- Driver & Passenger Air Bags
- Deluxe Chassis Package
- Cruise Control
- Tilt Steering Wheel
- Dash Air Conditioning
- Power Windows & Locks
- Black Exterior Upgrade Mirrors
- 5,000 lb. Towing Hitch w/7-Way Plug (Chevy)
- 7,500 lb. Towing Hitch w/7-Way Plug (Ford)
- Laminated Steel 2" Floor (N/A 310BH/311FS)
- Laminated Steel 2" Aluminum (310BH/311FS)
- Laminated Aluminum 2" Sidewalls
- Crowned Laminated TPO Roof
- Steel Entry Step Box
- Carmel Thumb Lock Trunk Doors
- Carmel 80" Radius Entrance Door w/Window & Deadbolt
- Carmel Lamilux 4000 Sidewalls, Rear Wall, Wing Walls, Cabover Floor
- Carmel Gelcoat Running Boards
- Carmel Front Fiberglass Wrap w/LED Strip Lights
- Carmel Graphics Package
- Roto Mold Rear Trunk Box/Plasti-Cote Metal Side Boxes
- Rear Steel Tube Bumper
- Stainless Steel Wheel Liners
- Black Slide Out Awnings
- Black Arm Power Awning w/Vinyl Weather Guard
- Aluminum Body Side Moldings
- Smooth Exterior Range Vent
- Black Rear Ladder
- Exterior LED Marker Lights & Tail Lights
- Rear Trunk Light
- Aluminum Bunk Floor
- Entry Door ABS Cover

INTERIOR APPOINTMENTS

- HS Cappuccino Cherry Wood Grain
- Thermo Foil Wood Accent Color – Etched Medallion
- Twain Mineral – Sidewalls
- Twain Mineral – Front Cab Over Wall
- Twain Nutmeg – Rear Wall & Slide Outs
- Satin Nickel Hardware (3-3/4" Spread)
- Kilauea Quartz II Thermofoil Countertops w/Drop Edge Throughout
- Kilauea Quartz II Solid Thermofoil Dinette Table
- Matador Frost – Hardboard Ceiling Panels
- Morgane 542 – Rolled Flooring
- 135 SE Right Of Way – Carpet
- Roller Bearing Drawer Glides
- Poplar Drawer Sides (behind doors are Techwood)
- Nite Shades & New Lep Lambrequins
- Tinted Radius Slider Windows – Safety Glass
- ODS Cab Over Side Window
- Factory Reclining Pilot & Passenger Seats
- J-Dinette w/Pullout (210RS/260DS/310BH)
- Barrel Chair (240FS)
- U-Dinette (220QB/240FS/311FS/319MB)
- Single Child Tether at Forward Facing Dinette Seat (N/A 311FS)
- Jackknife Sofa (N/A 210RS/220QB)
- HS Hardwood Doors & Drawers (RPI Upper/ FPI Lower)
- Glass Insert Doors in Select Areas
- HS Shaker House Type Bath Door
- HS Slide Out Facer Board
- Black Recept/Rotaires/Switches
- Small Interior Safety Grab Handle at Entrance Door
- Vinyl Padded Up & Angle Pads
- Vinyl Padded Headnocker
- Magazine Rack Over Entrance Door

INTERIOR EQUIPMENT

- Jack Wing TV Antenna
- LP Leak Alarm
- Smoke Detector
- Carbon Monoxide Detector
- Fire Extinguisher
- Touch Screen, XM-ready Radio & Backup Monitor w/Dash Speakers
- RVS Color Backup Camera
- Bedroom LCD TV Backer & Connections
- Furrion 39" TV w/Lift/Stereo/2 speakers/ HDMI/ASA Subwoofer (319MB)
- Slideout Pantry w/ASA 32" 12V TV/Stereo/ Speakers/Fireplace (240FS)
- Furrion 39" TV & DVD Player (311FS)

GALLEY

- Residential Size Microwave Oven – Furrion Black
- Dometic Flush Mount, Double Door Refrigerator (N/A 311FS)
- Black Refrigerator Insert (N/A 311FS)
- Hisense Stainless Steel Residential Refrigerator w/Inverter (311FS)
- Under Mount Nickel Composite Round Kitchen Sink & Thermofoil Sink Cover (260DS)
- Undermount Parchment Composite Double Kitchen Sink & Thermofoil Sink Cover (N/A 260DS)
- Power, Lighted Range Hood – Black
- Recessed Black Atwood 3-Burner Cooktop w/16" Oven w/Glass Cover
- Satin Nickel Kitchen Faucet w/Spray
- Springfield HD Silver Table Base
- Lep Dinette Style
- Kitchen Flip-Up Extension Table (220QB/240FS/260DS)
- Tile Kitchen Wall Border

BATH AND WATER

- Water Panel w/City/Tank/Winterize/Waste Tank Flush
- Low Point Drain & Winterize Valve at Fresh Tank
- Power Bath Vent
- Demand Water Pump
- Composite Top Mount Parchment Lavatory Sink
- Satin Nickel Single Lever Lavatory Faucet
- Satin Nickel Shower Faucet & Head
- Lavatory Mirror
- Satin Nickel Shower Door – Glass
- Satin Nickel Towel Ring/TP Holder/Robe Hooks
- Parchment ABS Molded Shower Pan & Surround
- Porcelain Foot Flush Toilet – Parchment
- 6-Gallon Gas Electronic Ignition Water Heater
- Skylight Over Shower
- Exterior Shower
- Trunk Door at Termination

SLEEPING

- Bunk Bed – 32" x 74" (310BH) (Fabric Covered)
- Slideout Folding Top Bunk/Sleeper Sofa below (310BH)
- Queen Bed – 60" x 80" (Ticking)
- Fold Over Bed – 60" x 80" w/Ticking (210RS/240FS/260DS/311FS)
- Cab Over Bunk – 57" x 95" (Fabric Covered)
- Privacy Drape – Lower Cab
- Upgrade Bedspread
- Upgrade Headboard
- Child Safety Net & Ladder w/Bunk Velcro Restraints
- Bedroom Curtain (319MB)
- Cab Over Privacy Curtain & Vinyl Padded Cover

ELECTRICAL/HEATING/AC

- 30 Amp Power Cord
- 55 Amp Electronic Converter
- Auxiliary Battery
- Manual Generator Changeover
- 4.0KW Onan Gas Generator
- GFI Circuit
- Black Manual Auxiliary Battery Disconnect
- LED Awning Strip Light
- Wall Mounted Thermostat
- 30,000 BTU Ducted Furnace (N/A 210RS/220QB)
- 20,000 BTU Ducted Furnace (210RS/220QB)
- (2) 18,000 BTU Ducted Furnaces (311FS)
- 13,500 BTU Non-Ducted Roof A/C (210RS)
- 13,500 BTU Ducted Roof A/C (N/A 210RS)
- Recept & Coax Connect by Awning Leg (if possible)
- Pop-Up Kitchen Recept
- Exterior Solar Panel Plug in Connection (by Entry Door)
- Command Center
- New LED Lights Throughout
- Exterior TV-Ready Box
- Lit Acrylic Exterior Safety Grab Handle (N/A 310BH)
- Long Lit Acrylic Exterior Safety Grab Handle (310BH)
- Bed Area 110V CPAP-Ready Area & 12V/USB Charging Station

OPTIONAL

STAND ALONE OPTIONS

- 32" Swing Arm LCD TV w/DVD – Coach (N/A 240FS/311FS/319MB)
- Front Entertainment Center, 32" TV, Stereo, 4 Speakers & Sound Bar (N/A 240FS/319MB)
- 24" LCD & DVD Player in Bedroom (N/A 220QB/240FS)
- 15" LCD w/DVD Player in Bedroom (220QB)
- Exterior Entertainment Center (32" TV/DVD/ Stereo/Speakers/HDMI Port) (319MB)
- Exterior Entertainment Center (24" TV/DVD/ Stereo/Speakers/HDMI Port) (319MB)
- Touch Screen, XM-ready Radio & Backup Monitor w/Built-in Navigation
- Front Side Cab Over Window Delete
- 32" Coach TV/DVD & Bunk Area 24" 110v TV/ Stereo w/DVD/Speakers (310BH)
- Grey Tailgater Satellite Dome & Receiver
- Exterior Camp Kitchen (Refer/Sink/Table) (319MB only)
- Exterior Camp Kitchen Table (210RS/240FS/260DS)
- Dual Recliners (N/A 310BH)
- Sofa (240FS)
- Driver Swivel Seat (Ford or Chevy)
- Passenger Swivel Seat (Ford or Chevy)
- Exterior Windshield Cover

- Cockpit Folding Table (for Ford Rotating Seats)
- 15,000 BTU Low Profile AC w/Heat Pump
- Electric Fireplace (319MB only)
- Side-by-Side Refrigerator (260DS/310BH)
- **Camping Cozy Package** (N/A 310BH) Dual Pane Tinted Windows, Tank Pads, at Tank Gate Valves
- Spare Tire
- Aluminum Rims
- Hydraulic Leveling Jacks (N/A 310BH)
- Air Assist (Mandatory on 240FS/260DS/310BH/311FS/319MB)
- Fiberglass Front Cap w/LED Strip Lights
- Tan Painted Cab
- Full Body Paint -Onyx Black w/Front Cap
- Full Body Paint -Cab Red w/Front Cap
- Z240 RV Compliance (Ford Only)
- Canadian Compliance (Speedo/Lights) (Ford Only)
- CD-MVSA (Ford Only)

DÉCOR OPTIONS

- Toffee
- Parfait
- Sangria

LEPRECHAUN LUXURY PACKAGE

- 2 Tone Seat Covers
- Upgrade Serta Mattress (210RS/240FS/260DS/311FS from Williamsburg)
- Black Heated Exterior Mirrors w/Remote
- Wood Grain Dash Appliqué
- Cab Over and Bedroom Power Vent Fan w/Maxxair® Cover
- Convection Microwave – Black
- Heated Tank Pads
- 6-Gallon Gas Electric Water Heater
- Side View Cameras
- Dual Auxiliary Batteries

Standards and Options subject to change without notice.


LEPRECHAUN EXTERIOR FEATURES



Slide room awnings (where applicable) to protect your slide room from debris.



Coachmen's **Even Cool™** air conditioning system is ducted through the crowned, vacuum-bonded roof. The system uses AMOCO insulated ductwork with **radiused corners** to provide maximum cooling efficiency.



Azdel SuperLite™ sidewall substrate – lightweight, durable and moisture resistant.

Molded fiberglass front cap with LED lights is stylish and aerodynamic, adding an automotive touch. (optional)

2" thick aluminum cage constructed, **color-infused** hi-gloss fiberglass sidewalls.



Warehouse exterior storage – made of anti-corrosive polymer plastic, the seamless and durable exterior storage compartments are built to last.



Fiberglass running boards and fender skirts.



Exterior refrigerator (part of Exterior Camp Kitchen option) puts your favorite foods and beverages outside for quick and easy access. (319MB only)



Exterior camp kitchen featuring running water and sink. (319MB only)



Standard ONAN 4.0kw gas generator with auto transfer switch.



Exterior Entertainment Center w/LCD TV/Stereo/DVD and Speakers. (optional)



Solar panel plug-in connection and integrated entry step with 80" entry door and auxiliary battery box.



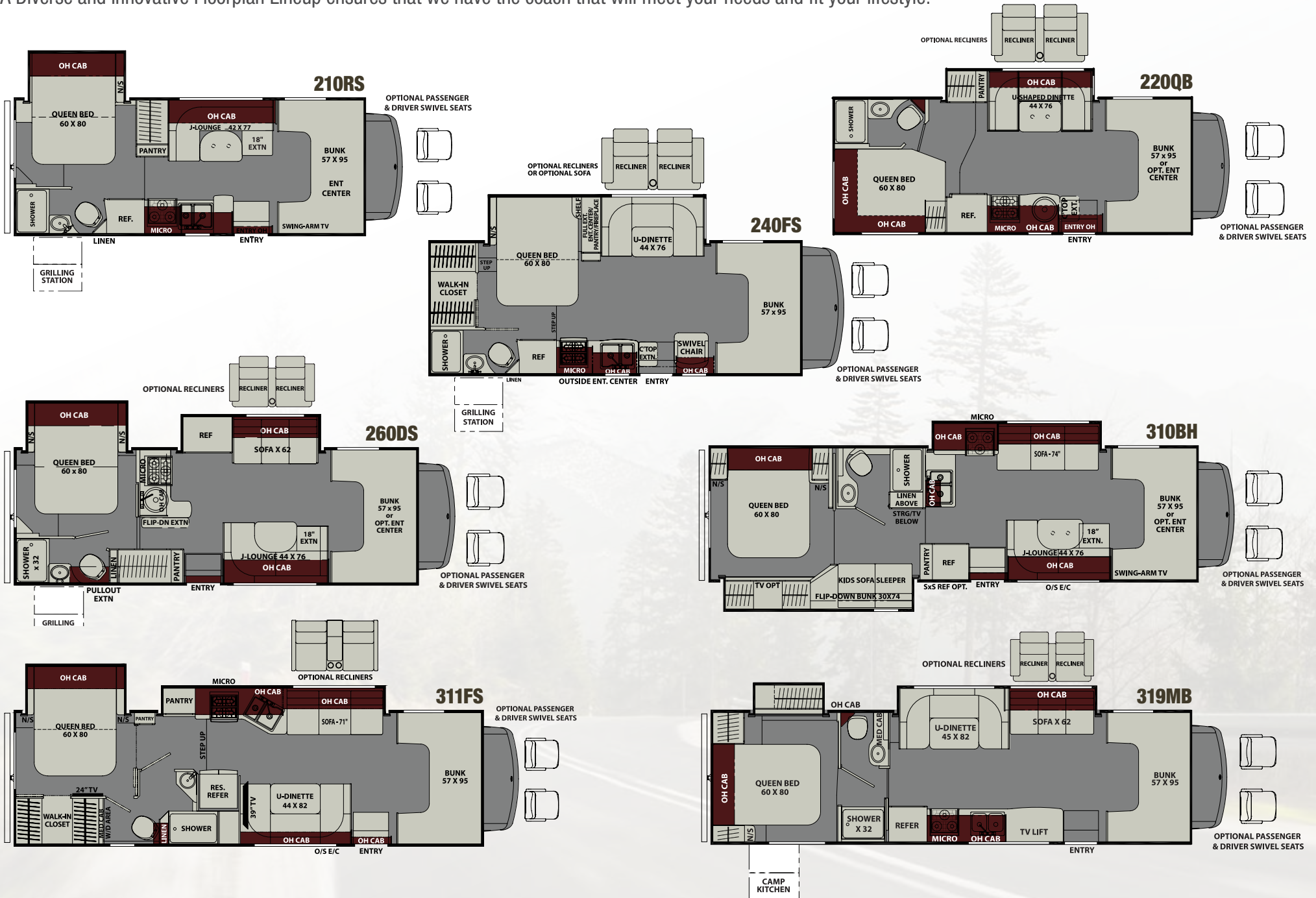
Leprechaun's one-touch power awning features adjustable arms for ease of use.

Exterior camp table (shown on unit). (optional on 210RS, 240FS, 260DS)

Solar-ready Connection (standard)

LEPRECHAUN FLOOR PLANS

A Diverse and Innovative Floorplan Lineup ensures that we have the coach that will meet your needs and fit your lifestyle.



LEPRECHAUN SPECIFICATIONS AND DÉCOR OPTIONS

MODEL	210RS	220QB	240FS	260DS	310BH	311FS	319MB
CHASSIS	4500-CHEVY / 350-FORD	4500-CHEVY / 350-FORD	4500-CHEVY / 450-FORD	4500-CHEVY / 450-FORD	450-FORD	450-FORD	450-FORD
ENGINE	V8-6.0L / V10-6.8L	V8-6.0L / V10-6.8L	V8-6.0L / V10-6.8L	V8-6.0L / V10-6.8L	V10-6.8L	V10-6.8L	V10-6.8L
HORSE POWER	324 / 305	324 / 305	324 / 305	324 / 305	305	305	305
TORQUE	373 / 420	373 / 420	373 / 420	373 / 420	420	420	420
WHEEL BASE	159" / 158"	169" / 168"	191" / 190"	191" / 190"	223"	220"	223"
GVWR* (LBS.)	14,200 / 12,500	14,200 / 12,500	14,200 / 14,500	14,200 / 14,500	14,500	14,500	14,500
GCWR* (LBS.)	20,000 / 18,500	20,000 / 18,500	20,000 / 22,000	20,000 / 22,000	22,000	22,000	22,000
UVW* (APPROX. LBS.)	10,288 / 10,376	10,298 / 10,458	11,524 / 11,322	11,618 / 11,708	12,388	12,867	12,671
CCC (APPROX. LBS.)	3,912 / 2,124	3,902 / 2,042	2,676 / 3,178	2,582 / 2,792	2,112	1,633	1,829
GAWR FRONT (LBS.)	4,600 / 4,600	4,600 / 4,600	4,600 / 5,000	4,600 / 5,000	5,000	5,000	5,000
GAWR REAR (LBS.)	9,600 / 8,500	9,600 / 8,500	9,600 / 9,600	9,600 / 9,600	9,600	9,600	9,600
INTERIOR HEIGHT	6' 11"	6' 11"	6' 11"	6' 11"	6' 11"	6' 11"	6' 11"
EXTERIOR WIDTH	8' 6"	8' 6"	8' 6"	8' 6"	8' 4"	8' 4"	8' 6"
EXTERIOR HEIGHT (W/ A/C)	10' 11"	10' 11"	10' 11"	10' 11"	10' 11"	10' 11"	10' 11"
EXTERIOR LENGTH (W/ HITCH)	24' 9" / 24' 3"	25' 4" / 24' 10"	26' 9" / 26' 3"	27' 11" / 27' 5"	32' 11"	31' 10"	32' 11"
HITCH WEIGHT (LBS.)	5,000	5,000	5,000 / 7,500	5,000 / 7,500	7,500	7,500	7,500
FUEL CAPACITY (GAL.)	57 / 55	57 / 55	57 / 55	57 / 55	55	55	55
LP CAPACITY (LBS.)	68	68	68	68	68	68	68
FRESH WATER CAPACITY (GAL.)	50	50	50	50	50	50	50
WATER HEATER CAPACITY (GAL.)	6	6	6	6	6	6	6
GREY TANK CAPACITY (GAL.)	28	28	28	31	34	32	32
BLACK TANK CAPACITY (GAL.)	31	22	31	31	29	31	29
EXTERIOR STORAGE (CU. FT.)	67	92	55	60	70	70	100
AWNING LENGTH (FT.)	15'	16'	17'	18'	19'	19'	21'

GVWR (Gross Vehicle Weight Rating) is the maximum permissible weight of the unit when fully loaded. It includes all weights, inclusive of all fluids, occupants, cargo, optional equipment and accessories. For safety and product performance do NOT exceed the GVWR.

GCWR (Gross Combined Weight Rating) is the maximum permissible loaded weight of your motor home and any towed trailer or towed vehicle. Actual GCWR of this vehicle may be limited by the sum of the GVWR and the installed hitch receiver maximum capacity rating; see hitch rating label for detail.

GAWR (Gross Axle Weight Rating) is the maximum permissible weight, including cargo, fluids, optional equipment and accessories that can be safely supported by each axle.

UVW (Unloaded Vehicle Weight) * is the typical weight of the unit as manufactured at the factory. It includes all weight at the unit's axle(s), including full fuel, all fluids and LP Gas. The UVW does not include cargo, fresh potable water, additional optional equipment or dealer installed accessories.

*Estimated Average based on standard build optional equipment.

CCC (Cargo Carrying Capacity) ** is the amount of weight available for fresh potable water, cargo, passengers, additional optional equipment and accessories. CCC is equal to GVWR minus UVW. Available CCC should accommodate fresh potable water (8.3 lbs per gallon). Before filling the fresh water tank, empty the black and gray tanks to provide for more cargo capacity.

** Estimated average based on standard build optional equipment

Each Coachmen motorhome is weighed at the manufacturing facility prior to shipping. A label identifying the unloaded vehicle weight of the actual unit and the cargo carrying capacity is applied to every Coachmen motorhome prior to leaving our facilities.

The load capacity of your unit is designated by weight, not by volume, so you cannot necessarily use all available space when loading your unit.

Actual towing capacity is dependent upon your particular loading and towing circumstances, which includes the GVWR, GAWR and GCWR as well as adequate trailer brakes. Please refer to the Operator's Manual of your vehicle for further towing information.



DÉCOR




TOFFEE



PARFAIT



SANGRIA



LEPRECHAUN EXTERIOR FEATURES



Color-infused Camel Fiberglass (Standard)



Onyx Black Full Body Paint (optional)



Cab Red Full Body Paint (optional)



Coachmen Owner "Digital Kit" App

Now you can have your Owner's Manual with you wherever you are. Download our FREE App from the App Store or Google Play and you'll have the information right at your fingertips.



Travel Easy™ Roadside Assistance

RVing is easier with Coachmen's Travel Easy™ Roadside Assistance provided FREE the first year of ownership to those who purchase a New Coachmen RV. Administered by Coach-Net, this service provides you with 24/7 operational, technical and emergency road service coverage. Also included is towing, fuel delivery, jump starts, lockout service, tire changes, mobile mechanic and unlimited technical assistance. Anywhere. Anytime. Travel Easy™ is the security of knowing that help is an easy phone call away.



Free One Year Membership – Coachmen Owners' Association

Coachmen is proud to sponsor the largest manufacturer sponsored camping club in North America ... Coachmen Owners' Association (COA). COA provides a broad breadth of value propositions for our owners including: planned trips/ tours and rallies at bulk rate discounts, free trip routing, free campground directory, free Easy RVing magazine, theme park discounts, fuel discounts, mail forwarding, a dedicated COA web site, local and state club activities and Caravan Chapter membership opportunities. Most importantly, COA enhances the Coachmen ownership and RV lifestyle experience.

Every new Coachmen RV buyer is eligible for a 1 Year FREE membership in the Coachmen Owners' Association. It all adds up to an easy ownership experience!

CUSTOMER SATISFACTION



www.ForestRiverBuyLocal.com

Your **LEPRECHAUN** Dealer



Learn More
Scan this barcode using a QR Reader on your smart phone to learn more about Forest River.



A Berkshire Hathaway company.

All information contained in this brochure is believed to be accurate at the time of publication. However, during the model year, it may be necessary to make revisions and Coachmen reserves the right to make all such changes without notice, including prices, colors, materials, equipment and specifications as well as the addition of new models and the discontinuance of models shown in this brochure. Therefore, please consult with your Coachmen dealer and confirm the existence of any materials, design or specifications that are material to your purchase decision. 02/17

©Copyright 2017 Coachmen RV a Division of Forest River Inc – All Rights Reserved.



423 N. Main Street • P.O. Box 30
Middlebury, IN 46540

To learn more about Coachmen RV and our products and see how Coachmen is making the easy life easier, call us toll free at (800) 353-7383, or visit www.coachmenrv.com