

# **YOUR GUIDE TO SUCCESS WITH THE NOVA CLASS B by COACHMEN RV – The Leader to the Great Outdoors!**



**The most comprehensive Class B Training Manual in the Class B segment!**

# Coachmen RV

## LEADER TO THE GREAT OUTDOORS

### DID YOU KNOW? COACHMEN RV PRODUCTS HAVE BEEN ON U.S. ROADS AND HIGHWAYS SINCE 1964!

- **COACHMEN RV...** Is built upon a simple principle “**Dedicated to the enrichment of your life.**” By providing you with long term value through all that we do, our focus is on delivering a product with superior value and backing it through superior service and support. Once you become a Coachmen owner, we are committed to enhancing your Coachmen RV ownership and lifestyle experience... creating friends for life and memories that will last a lifetime. At Coachmen RV you will find a rich history of commitment from our Team Members. This commitment extends to our owners and in the pride we have for our brand. The close relationship that we share with our owners and our dealers is a quality that others have been trying to mimic over our 50 year history. Our goals and principles remain well in focus. We create customers for life.
- **OUR HISTORY...**The first Coachmen RV products were manufactured in a 5,000 square foot plant in downtown Middlebury, Indiana, by Coachmen Industries, a company founded by three brothers: Tom, Keith and Claude Corson. Coachmen’s first year of production totaled 12 travel trailers, a single truck camper and 80 truck caps. Since then, over three quarters of a million Coachmen Recreational Vehicles have been produced and sold.
- **FOREST RIVER INC...**In December of 2008, Coachmen RV became a proud brand of Forest River, Inc., a Berkshire Hathaway company. Today, Coachmen RV, a division of Forest River, Inc., is headquartered in Middlebury, Indiana, with our primary manufacturing facilities occupying over 220 acres with more than 23 acres under roof serving as dedicated manufacturing facilities for Coachmen branded Class A Motorhomes, Class B Motorhomes, Class C Motorhomes, Fifth Wheels and Travel Trailers. Our Camping Trailers are manufactured in our Centerville, Michigan, manufacturing facilities occupying 90 acres.
- **A BRAND YOU CAN TRUST...**Coachmen RV products have been on North American roads and in North American campgrounds since 1964. With over five decades of building recreational vehicles. Over 600,000 RVs built and sold we know how to design and build a reliable RV with exceptional value, dependable design, practical innovation and the comforts and features you desire.



# Ram ProMaster 3500 Gas Chassis



## Warranties

Motorhome – 12 month/12,000 mile ltd.

Ram – 3 Year/36,000 mile Bumper to Bumper Warranty

Ram – 5 Year/60,000 mile Powertrain Warranty

Coachmen RV and Ram have combined their decades worth of experience to introduce NOVA, a Class B Motorhome that offers the utmost in quality, luxury and value. The NOVA is built on the award winning Ram ProMaster 3500 Gas platform with a 3.6L Pentastar V6 Engine which delivers an impressive 280HP & 260LBS. of torque while still providing excellent fuel economy of 14-18 MPG on the highway.

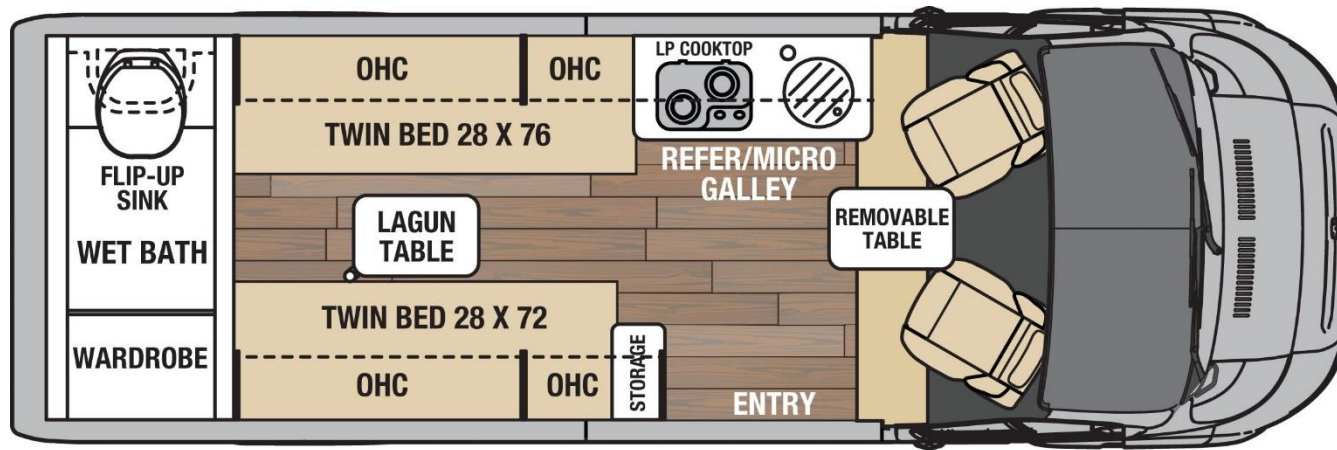
NOVA uses high-end components like the Truma Combi Eco Plus furnace/water heater system, Marine Grade PVC wall covering, Front and Rear Sumo Spring Suspension and custom solid maple hardwood cabinetry!

**NOVA: WHERE QUALITY AND VALUE ARE #1**

## Ram ProMaster Gas CHASSIS FEATURES

- 3.6L PENTASTAR V6 Gas Engine w/ 280 HP and 260 lb. ft. Torque
- 6-Speed Auto Transmission w/ OD
- MPG 14 City/18 HWY
- Front Wheel Drive
- Sumo Spring Front and Rear Suspension
- 24 Gal Fuel Tank
- 159" Wheelbase
- 195/75R 16 All Season Tires
- Brakes – 4 Wheel Disc w/ ABS
- 6 Airbags in the Cab
- HEAVY DUTY 220 AMP Alternator
- Single 100 amp 800 CCA battery
- 3 Year/36,000 Mile Bumper to Bumper Warranty
- 5 year/60,000 Mile Powertrain Warranty

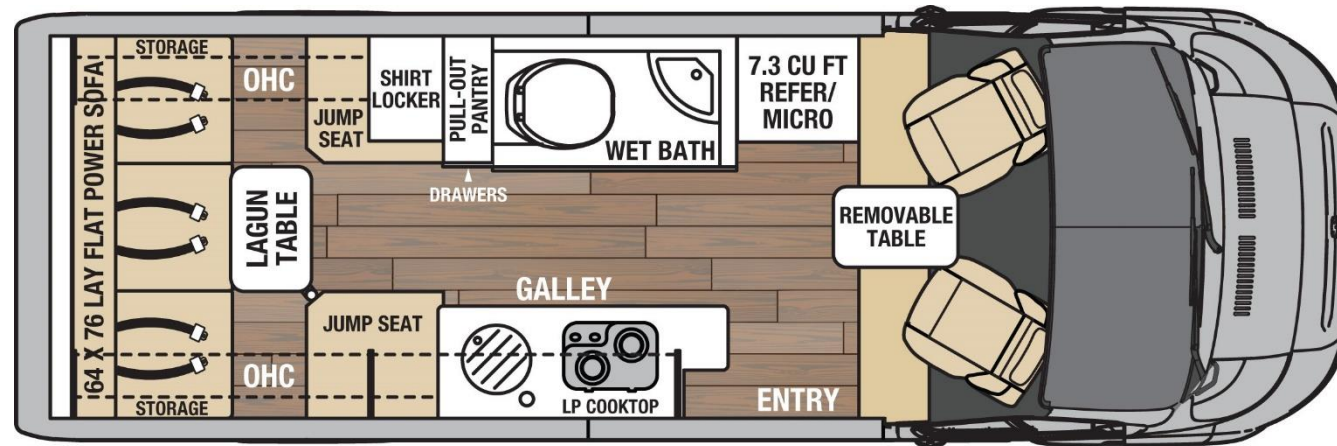
# NOVA FLOOR PLANS



20RB NOVA



20RB  
*Rear  
Bath*



20C NOVA



20C  
*Rear  
Couch*



# NOVA COCKPIT FEATURES



Swivel Driver and Passenger Seats extend the living area all the way into the cab.



Sirius XM Satellite Radio




Overhead Storage



AUX and USB Ports

Standard In-Dash TomTom Navigation with Satellite Radio. Also notice ample cup holders and storage.



# NOVA COCKPIT FEATURES CONT.



Fantastic amount of storage for all of your magazines, books, snacks, drinks, iPad's, etc. that you could ever need on your journey!



Battery Boost button allows you to "Jump" off the House batteries in the event your chassis battery dies.


Clipboard style clip to hold maps and papers.





# CUSTOM HARDWOOD CABINETS-NO COMPARISON!

Unmatched Craftsmanship, High End Hardwood Materials, High End Residential Drawer Guides




## High End Residential Cabinet Components

- True Residential drawer guides. Not the cheap Travel Trailer 80lb. ball bearing drawer guides
- This drawer hardware will ensure your drawers will operate smoothly and hold up to the rigors of the road for the life of your coach.
- 7 Ply 5/8" DOMESTIC FURNITURE GRADE PLYWOOD-NOT FOUND IN THE RV SEGMENT!

## True English Dove Tail drawer Construction

- 5/8" Western Aspen ENGLISH DOVE TAIL DRAWERS
- Superior construction and materials ensure your NOVA cabinetry will last vs. competitions cabinetry



# KITCHEN/CABINETRY/STORAGE-INDUSTRY LEADING CABINETRY QUALITY!



## Unmatched Cabinetry Quality!

- ¾" Solid North American Maple Drawer Fronts
- Solid High Gloss Maple hardwood



## Overhead Storage & Shirt Locker

- Solid Hardwood Cabinet Doors vs. Vinyl Wrap Stiles or Vinyl Wrapped MDF Doors
- Translucent Inserts Provide Accent Lighting from inside overhead cabinet.
- Felt Lined over head cabinet bases
- Shirt Locker has Pre Hung Closet Bar and Removable Shelves
- Soft Close Overhead Doors
- All High Gloss Maple Finish
- Unmatched Quality



## Trash Can Storage

- Every NOVA has dedicated trash can storage in the kitchen base cabinet
- Also has additional storage for paper towels and trash bag boxes.
- Very residential



# NOVA KOOL COMPRESSOR DRIVEN REFRIGERATORS

**20RB**



## **Nova Kool R3800 Compressor Driven Refer-3.5 CF**

- Compressor Driven
- Operates @ 30 DEGREE INCLINE-Great for Class B end users!
- Runs on 12V
- The only refrigerator to be endorsed by Canadian Coast Guard
- Designed for Mobile and Off The Grid Applications
- Over 25 Years in business!
- Whisper Quiet
- Low Power Consumption
- Reversible Door Swing
- Backed with Nova Kool's 2-Year Warranty
- Environmentally sound 134a refrigerant.

# NOVA KOOL COMPRESSOR DRIVEN REFRIGERATORS

## 20C



### **Nova Kool RFU7300D Compressor Driven Refer-7.3 CF**

- Compressor Driven
- Operates @ 30 DEGREE INCLINE-Great for Class B end users!
- Runs on 12V
- The only refrigerator to be endorsed by Canadian Coast Guard
- Designed for Mobile and Off The Grid Applications
- Over 25 Years in business!
- Whisper Quiet
- Low Power Consumption
- Reversible Door Swing
- Backed with Nova Kool's 2-Year Warranty
- Environmentally sound 134a refrigerant.



# NOVA BATHROOM-MORE FUNCTION vs. COMPETITION



- 27x44" All FIBERGLASS shower enclosure. NOT plastic or ABS
- Mirror that opens to Medicine Cabinet
- Porcelain Toilet NOT Plastic
- Toothbrush Holders
- Largest Drop-Down Sink in its class maximizes space
- Wrap Around Shower Curtain and Antimicrobial Pocket Door
  - Towel Hook
- Pull-Down Fantastic Fan



# NOVA 20RB FEATURES



Both Captain's chairs rotate to expand living space.



20RB Individual Twin Beds. Memory Foam 28x72 twin cushion on driver side and Memory Foam 28x76 twin cushion on passenger side. Complete with (2) Backrest/Pillow rest cushions.



Standard Microwave and In-floor storage and table mount.



Ample Storage from rear of coach



# TABLE SET UP ON NOVA

20RB TABLE SET UP



## Lagun Table

- Use as a work station or dinner table
- Lightweight
- Highly adjustable and positionable.

20C TABLE SET UP



# CONTROL PANEL LAYOUT AND FEATURES

Xantrex Freedom X Remote Panel-Allows you to control and monitor your 2000W Xantrex Pure Sine Wave Inverter

Solar Disconnect

Battery Disconnect



Go Power Solar Charger

MULTI PLEX TOUCH SCREEN CONTROL... TANK LEVELS, AUTO GEN START, AWNING, INTERIOR/EXTERIOR LIGHTING

Truma CP Plus Control for Truma Combi Eco Plus

Wi-Fi Ranger On/Off



# FIREFLY MULTI PLEX WIRING-CONVENIENCE!



- Control all coach lighting from the push of a button
- No more searching for light switches
- Customer can set the lighting to their preferences inside the coach
- While Multi-Plex Wiring is beneficial for convenience this technology cuts down on the amount of wire used and connections vs. a coach without Multi-Plex wiring

- Select the POWER setting and you will find the AGS or Auto Gen. Start
- This function allows you to pre-program your generator run time and your generators quiet time
- **The Auto Gen Start function also allows the customer to pre-program the generator to Auto Start at the customers desired temperature. This feature is great for those that travel with pets and have to leave them in the coach without the worry of their pets getting too hot**
- The Auto Gen Start function also allows the customer to pre-program the generator to start if the coach batteries voltage draws down to a certain level
- All of the above are customizable to your customers needs and camping preferences



- Convenient 2<sup>nd</sup> Multi-Plex Control panel (Coach Lighting Only) in rear of coach
- No more searching for light switches in the middle of the night

- Even our Climate Control functions are through your FireFly Multi-Plex System
- This allows for more accurate control of your heating and cooling of the customers coach
- Added convenience of having both your HEAT and AC controls at your fingertips

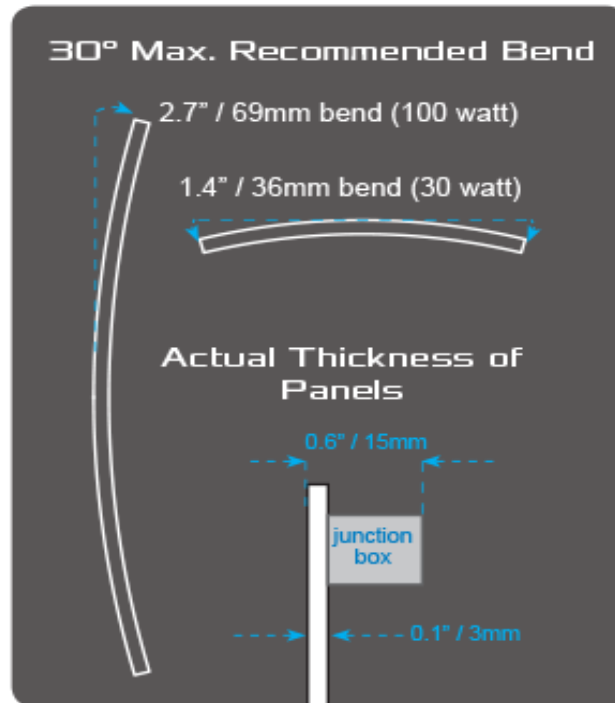
# NOVA SOLAR PANELS



## SOLAR FLEX™



12V/30AMP DIGITAL SOLAR SINGLE STAGE CONTROLLER



220 W Standard w/ port to add additional solar

SOLAR FLEX SOLAR PANELS FEATURE A 5 YEAR WARRANTY



# TRUMA COMBI ECO PLUS FURNACE / HOT WATER HEATER



**Truma Combi Eco Plus** – The first forced-air combination furnace with integrated water heating function and with more than 20 years of reliable service in Europe and Australia. Truma Combi furnaces are the most energy-efficient and lightest heating systems on the market. They effectively combine warm air and hot water in one appliance. Truma Combi furnaces offer much more operating convenience by way of the digital control panel Truma CP plus.

The image shows a YouTube video player with a blue background. The main video title is "How to use Your Truma CP plus". Below the title is a thumbnail of the Truma Combi unit and its control panel. The video player includes standard controls like play, volume, and a progress bar showing 0:00 / 11:41. To the right of the main video, there is a "Up next" section with several video thumbnails and titles, including "How to Winterize a Truma-Combi System", "Let's Talk Truma - Factory Answers for Technical", "Truma Combi CP Plus Heating Panel with the Swindon", "Using the Truma CP Plus Control Panel", and "Truma AquaGo® on Rollin On TV: Kolbe's Episode".



## Unique Features

- Near-silent operation
- Lightweight, space-saving solution
- Maintains constant temperature throughout RV
- Optional electric heating for furnace and water
- Highest available energy efficiency of more than 90%
- Program your timer to have hot water ready.

**Be sure to let your customers know there are many videos available on YouTube on the operation of the Truma CP PLUS**

# TRUMA COMBI ECO PLUS FURNACE / HOT WATER HEATER

## Truma Combi

### Quick Reference CP Plus Functions



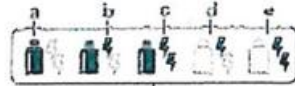
#### ADJUST ROOM TEMPERATURE

Range: 40-86°F (5-30°C)



#### SELECT ENERGY MODE

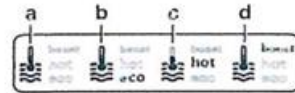
- a) LP gas
- b) MIX 1\* - Electricity 850W + Gas
- c) MIX 2\* - Electricity 1700W + Gas
- d) EL\* - Electricity 850W
- e) EL\* - Electricity 1700W



#### ADJUST WATER TEMPERATURE

##### A) BOILER

Hot water generator is on. Icon flashes until desired temperature is reached.



##### B) ECO

Water temperature is 104°F (40° C)

##### C) HOT

Water temperature is 140°F (60° C)

##### D) BOOST

Boiler content is heated quickly (boiler priority) for up to 40 minutes. The water temperature is then kept at the higher level (about 144° F (62° C) for two subsequent heating cycles. When the water temperature is reached, the room is heated again.

www.truma.net  
1-855-558-7862 ext.1

  
More comfort on the move



## Truma Combi

### Quick Reference CP Plus Functions - Cont.



#### SET CLOCK TO CURRENT TIME



#### SET TIME SWITCH

Set a start time and end time for room temperature, water temperature, energy mode and fan speed set points.



#### SETTINGS

- Index - Show version number of connected device
- Bright - Adjust backlighting
- Lang - Adjust language
- 12-24h - 12/24 hour mode
- Temp - °F or °C
- Offset - Calibrate temp offset
- Pr set - Factory reset



#### SELECT FAN SPEED

##### OFF

Fan is switched off (If furnace mode OFF)

##### A) VENT

Circulating air (If furnace mode OFF)

##### B) ECO

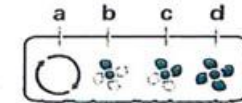
Low fan speed

##### C) HIGH

High fan speed

##### D) BOOST

Fast room heating. Available if the difference between the selected and current room temperature is >18° F (10° C)





# Onan QG 2800i Gasoline RV Generator



Cummins Onan RV QG 2800i (formerly Onan Microlite) Lightweight, Compact and Quiet RV Generator. Microprocessor control with diagnostics and lightweight, compact design. Quietest generator sets of their size. Easy maintenance with single-side service. Completely enclosed with muffler, quick and easy to install. 3-year limited warranty, Low fuel consumption, The RV QG 2800i is a 2800 watt gasoline generator.

- Microprocessor control with diagnostics and lightweight, compact design.
- Gasoline fueled.
- Quietest generator sets of their size.
- Easy maintenance with single-side service.
- Completely enclosed with muffler, quick and easy to install.
- 3-year limited warranty
- Low fuel consumption
- 2.8kW QG RV generator set will start and run one 13500 Btu high efficiency air conditioner (15.5 amps or less) plus 600 watt base load with an additional 300 watts of power available.

**Warranty policy:** This limited warranty covers virtually everything except routine maintenance for the first two years you own your RV generator set, and covers parts and labor on major powertrain and generator set parts during the third year. In addition, it also includes a free 90-day adjustment policy, which provides that Cummins Inc. will make minor adjustments during the first three months you own it - free of charge! Please note: This 3-year limited warranty applies to RV generator sets used in RV applications only, and does not apply to RV generator sets used in commercial mobile applications

# ONAN RV QG 2800i Gas Generator Info.


## ONAN RV QG 2800i Gas Generator

Microprocessor control with diagnostics and lightweight, compact design

- Gas Fueled
- Quietest generator sets of their size
- Easy maintenance with single-side service
- Completely enclosed with muffler, easy to install
- 3-year limited warranty
- Low fuel consumption

OIL/DIPSTICK

MANUAL START SWITCH w/CIRCUIT BREAKER BELOW



**GENERATOR FEATURES** • Cummins Onan sound-attenuating enclosure • Focalized mounting system with vibration isolators • Cross-flow cooling • Sheet steel drip controlling base • Enclosed muffler • Integral USDA Forest Service approved spark arrestor muffler • Adjustable mechanical governor • Automatic choke • Overhead cam • Single-side service • Low oil level shutdown • Electric fuel pump (gasoline) • Mounted control panel • Sealed remote start connector • Electric start • Fused DC circuits to protect set wiring and remote control wiring • Magnetic circuit breaker • Solid-state ignition • Standard onboard diagnostic capability

**!!!CUSTOMER SERVICE TIP!!!**  
**MAKE SURE TO TELL CUSTOMERS WITH GENERATORS THAT THEY NEED TO FIRE UP THE GENERATOR APPROX. 1 X PER MONTH TO ENSURE PROPER FUNCTIONING!!!**



# XPEDITION BATTERIES 330AMP HOUR AGM BATTERY



**Xpedition Batteries XP8D-330 AGM Deep Cycle**, maintenance-free batteries, are designed to provide premium performance!

**READY WHEN YOU ARE:** Xpedition AGM Deep Cycle Batteries are deep cycle batteries that deliver high capacity from the get-go. Unlike traditional lead-acid batteries that need to be “worked up” to increase capacity, these batteries give you the range or hours of operation you need right away.

**HIGH PERFORMANCE IN LOW TEMPERATURES:** Batteries don’t like cold temperatures, but Xpedition AGM Deep Cycle batteries deliver more capacity than traditional lead-acid batteries, even in extreme conditions.

**FORGET ABOUT ACID:** No need to worry about spills or acid-residue. You’ll never need to replace a corroded chassis or damaged floors due to acid spillage.

**SAVE WATER AND WORRY:** Using your batteries in a remote location? Is your access limited? Maintenance-free Xpedition AGM Deep Cycle batteries are perfect for applications where watering is easily neglected or very inconvenient. Traditional lead-acid batteries are subject to reduced performance or early failure if not watered regularly.

**LOW SELF-DISCHARGE:** Xpedition AGM Deep Cycle batteries are the ideal solution for infrequent or seasonal use since self-discharge is significantly less than traditional lead-acid batteries. Less frequent, if any, charging is needed during storage.

**WE DON’T PASS GAS:** Non-hazardous, clean Xpedition AGM Deep Cycle batteries emit no gasses during normal operation. They can be used safely near sensitive equipment or people.

**INSTALLATION SENSATION:** Thanks to their innovative design, Xpedition AGM Deep Cycle batteries can be installed upright or on their sides, making for flexible installation options in a variety of applications.

## AGM 330AMP HOUR 8D BATTERY

- 8D 330AMP HOUR BATTERY DIMENSIONS: 20.8”x 11.1”x 9.8”  
WEIGHT: 182LBS
- 1 YEAR WARRANTY
- Power to ALL 110V outlets when coupled with our Standard Xantrex 2000W Pure Sine Wave Invertor without needing the generator
- Located under the rear of coach on the passenger side

# NOVA MULTI-PLEX SYSTEM



Multi-Plex Panel Located Right as you Enter/Exit  
Individually Controls All Lighting Zones (2)  
Locations, Controls AGS / No Switches to Search  
For!



2<sup>nd</sup> Multi-Plex Panel at Head of Bed  
for Easy Access to All Lighting  
Functions while Sleeping



# COMPONENTS ON NOVA CONTINUED...



PULL DOWN BUG SCREEN



Standard Screen Door w/ Grab Handle and Motion Sensor/Security Light at Step.

**User Tip: Always Use Teflon Spray Lubricant on the Screen Door Tracks. Never Use Silicone Spray!**


# CONSTRUCTION AND INSULATION MATERIALS CONTINUED.....

## CHASSIS FLOOR/UNDERLAYMENT/FLOOR DECKING/INSULATION

### RAW CHASSIS



### 1<sup>st</sup> STEP SOUND REDUCTION




### ADDITIONAL SOUNDS DEADENING MAT UNDER OSB

- R-38 REFLECTIVE INSULATION LAMINATED TO UNDERLAYMENT
- REFLECTS THE HEAT AWAY IN SUMMER AND KEEPS THE HEAT IN FOR WINTER
- KEEPS ROAD VIBRATION AND SOUND TO A MINIMUM!

### ONE PIECE 5/8" MARINE GRADE OSB FLOOR

- OSB Covers front to back and left to right
- No seams that will give way during the life of the chassis



### HUSHMAT WHEEL WELL INSULATION/SOUND DAMPENING

- DRASTICALLY REDUCES SOUND and VIBRATION FROM THE ROAD
- ONE OF THE OLNY CLASS B MANUFACTURER USING HUSH MAT




# NOVA INSULATION! STANDARD IS ROCKWOOL



STANDARD INSULATION:  
ROCKWOOL

# INDUSTRY FIRST MARINE GRADE PVC SIDEWALLS ADDED VALUE!!!



## Marine Grade PVC Vinyl Interior Sidewall

- Will Never Absorb Moisture Like Cloth
- Will Never Absorb Odors Like Cloth
- Will Never Crack or Rattle like ABS
- Will Never Break Down
- Will Last Forever!
- Foam Backer for Added Insulation and Sound Deadening!



# COMPONENTS ON NOVA CONTINUED

## WATER MANAGEMENT AREA

**SATELLITE  
CONNECTION**

**BLACK TANK  
FLUSH  
CONNECTION  
VALVE**

**NOTE:DO NOT  
LEAVE YOUR HOSE  
CONNECTED TO  
BLACK TANK FLUSH  
FOR LONG PERIODS  
OF TIME OR YOU  
WILL OVER FILL  
YOUR BLACK TANK**



**CITY WATER  
CONNECTION FOR CITY  
WATER HOOK UP**

**FRESH WATER FILL TO FILL  
FRESH WATER TANK**

# COMPONENTS ON NOVA CONTINUED...

## OUTSIDE SHOWER and SOLAR PORT

Solar Quick-Connect Port to add additional Solar



30-Amp Shore Power

Outside Shower with Quick Disconnect



## COMPONENTS ON NOVA CONTINUED...



### CAREFREE OF COLORADO AWNING

- STANDARD 13' (157") Electric Awning
- Seismic Sensor feature will retract awning automatically in windy conditions
- No Legs to attach to side of coach
- 1 YEAR WARRANTY

### BACK UP CAMERA

- Back Up camera- SAFETY FEATURE!





## Passenger Side Walk-Around

1. **Re-enforced entry step with undercarriage L.E.D lighting**
2. **Sumo Spring Assist Suspension Front and Sumo Spring Rear Leaf Spring Suspension**
3. **Optional Firestone Wheel & Tire Package (Shown)**
4. **External 110v outlet (GFI Reset Location)**
5. **Carefree armless power awning w/ LED lighting and wind sensor**
6. **Dual-Pane Acrylic Awning Windows w/ Integrated Screens and Solar Reflective Shades.**

NOTES: \_\_\_\_\_  
\_\_\_\_\_  
\_\_\_\_\_





## Rear of Coach Walk-Around

1. Rear pull down bug screen
2. Coleman-Mach 10 NDQ Ultra-Quiet 13,500 BTU Low Profile A/C
3. 2800 Onan Gas generator mounted under the rear of the coach/Runs off Rams 24 Gal. Fuel Tank
4. LP Fill/On and Off Switch

NOTES: \_\_\_\_\_

---



---



---



---



---



---



---



---



---



---



## Drivers side Walk-Around

1. **Termination Valve and Black and Grey Tank Valves**
2. **30 amp shore line service w/detachable power cord**
3. **Standard Roof rack w/ 290 lb. capacity.**
4. **Dual-Pane Acrylic Awning Windows w/ Integrated Screens & Solar Reflective Shades**
5. **Winegard Roadster omni-directional TV antenna**
6. **Go Power! 220 Watts of Solar (2-110 Watt Panels)**
7. **Onan Gas Generator Exhaust**
8. **Standard Rugged Entry Step**

**NOTES:** \_\_\_\_\_



# NOVA STANDARD FEATURES



**STANDARD: CAREFREE POWER AWNING**



**STANDARD: REAR SCREEN DOOR**



**STANDARD: SIDE SCREEN DOOR**



**STANDARD: DAY/NIGHT PULL DOWN PRIVACY SHADES**



**STANDARD: LP COOKTOP**



**STANDARD: MICROWAVE**



**STANDARD ALLOY WHEELS WITH ALL-WEATHER TIRES**

# NOVA STANDARDS CONT.



**STANDARD FRONT AND SIDE WINDOW COVERS**


## Accurate, Real-Time Tank Level Monitoring with TruTank™

TruTank™ is an innovative tank monitoring system for RV and Marine applications that allows end-users peace-of-mind with accurate tank level readings even in odd geometry tanks.

TruTank™ displays tank levels in percentages instead of 3rd's, providing a precise level reading.



**TRUTANK™**  
ACCURATE TANK LEVEL MONITORING



### Features:

- Utilizes sonic wave technology to accurately measure the volume of the tank
- Accurately displays tank levels in 5% increments
- Adapts to provide accurate tank level readings in odd geometry tanks
- View all tank levels at a glance
- Tank Diagnostics

### Additional Benefits:

- Not susceptible to inaccurate readings from tank 'scum' buildup
- Not affected by condensation droplets on the outside of the tank
- Not affected by noise from outside sources being too close to sensors
- No concern of the stick-on sensor peeling off of the tank
- No cleaning of tanks prior to installation to ensure adhesion



# NOVA OPTIONS



**OPTION: Driver & Passenger Upgraded Seat Covers**



**OPTION:UPGRADED Firestone Tire & Wheel Package**



**OPTION: SUMMIT FOLDING (2) BIKE RACK**



**OPTION:INDUCTION SINGLE BURNER STOVE TOP (2 YR. WARRANTY)**

**OPTION: 12-Volt Tank Heaters for Grey Tank**

# NOVA OPTIONS CONTINUED



More Luxury. More Power. More Freedom.  
**NO GENERATOR.**



10 HOURS  
air conditioner runtime\*

UL1973  
first UL listed battery

3 HOURS  
battery recharge time\*

6X  
the life of lead acid or AGM batteries

**FREEDOM eGEN**

JOURNEY YOUR WAY

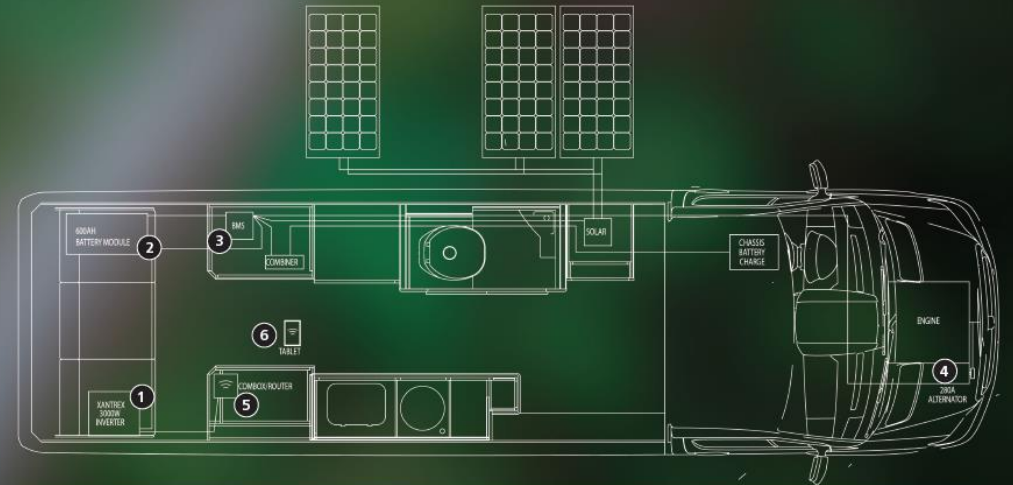
POWERED BY  
**xantrex**  
A MISSION CRITICAL ELECTRONICS BRAND

\*AC runtime and battery recharge times depend on variables such as ambient/ambient temperature, parasitic loads & other factors.  
Copyright © 2019 Xantrex LLC. All Rights Reserved. All trademarks are owned by Xantrex LLC.

**xantrex**  
A MISSION CRITICAL ELECTRONICS BRAND

The FREEDOM eGEN is a fully integrated system that offers the most reliable AC and DC power to run an air conditioner and other high power loads in all climate conditions and precise battery management for accurately charging lithium ion batteries from multiple sources. The most compelling benefit the system offers to RVers is the freedom and confidence to camp wherever they want.

- 1  FREEDOM SW 3000W INVERTER/CHARGER
- 2  600 AHR LITHIUM ION BATTERY (LiFePO4)
- 3  PROPRIETARY BATTERY MANAGEMENT SYSTEM
- 4  280A SECONDARY ALTERNATOR
- 5  FREEDOM SW COMBOX
- 6  CONEXT COMBOX APP



### Safest System, Redundant Safety Features

- LiFePO4 is the safest battery chemistry on the market today!
- Patented self-extinguishing feature
- Individual cell management ensures each cell is charged evenly
- BMS (battery management system) controls all charging sources (solar, alternator, shore power) to achieve optimized charging performance
- BMS has separate thermal controls for charging and discharging
- No external AGM battery needed to power BMS

### Longest Lasting, Superior Capacity

- "A" Grade Lithium vs. "B" Grade Lithium
- "A" Grade Lithium allows for less impedance & higher power discharge capacity
- LiFePO4 chemistry has twice the cycle life than nickel cobalt based chemistry
- Temperature protection of battery for charge/discharge for maximum battery use
- Inverter operating temperature range -4°F to 140°F
- Battery charge temperature range: 32°F to 113°F
- Battery storage temperature range (1 mo) -4°F to 113°F

### Completely Integrated System

- All components of the Freedom eGEN Li3 option for the Coachmen Galleria developed as ONE system in partnership with Xantrex
- Unique BMS controls 600 Ah battery, 3000W/150A Inverter/charger, 280A alternator and voltage regulator offering the most intelligent power system with unmatched temperature, low voltage and over charge protection
  - Battery Monitor
  - Wireless Tablet which also offers real time discharge, charge and voltage/amperage

### Fastest Engine Recharge Time from Multiple Sources

- BMS has superior performance due to ONLY SILVER and COPPER make up vs Aluminum and Nickel
- Charge time from 0 State of Charge= 2 hours (optimal conditions)
- Optimum thermal design - cells are encased with aluminum for ideal heat dissipation vs plastic
- Single battery module for optimal balanced charging

### Longest Runtime of AC & Other Electronics

- Runs 20,000 BTU AC for 10 hours\*
- Based on 60% duty cycle
- LiFePO4 battery lasts 6-10 times longer than traditional lead acid or AGM batteries
- LiFePO4 Lithium battery offers 100% depth of charge compared to 50% for AGMs

**OPTION: Li3 Package**



# Vegatouch Mira



---

Local app control on  
iPhone/iOS and Android Devices.

## Download Mira!



# NOVA Safety and Convenience



## Every NOVA includes the following for your protection

- **LP Leak Alarm:** Alerts you if there is an LP gas leak in the coach.
- **Fire Extinguisher:** ABC rated in the event of fire.
- **Smoke Detector:** Alerts you about smoke from a fire.
- **Carbon Monoxide Detector:** Alerts you to the presence of odorless carbon monoxide gas.
- **Coachmen's Travel Easy Roadside Assistance:** Provides 24/7 Operational, technical and emergency road service coverage.
- **System Control Center:** Allows you to monitor all of your LP, Generator and Water Tanks from one easy and convenient spot inside the coach.



# NOVA Warranty Breakdown

## ProMaster Chassis Warranty Breakdown

- 3 YEARS/36,000 MILES
- POWERTRAIN 5 YEARS/60,000 MILE

## NOVA MOTORHOME WARRANTY

- 12 MONTHS/12,000 MILES LTD.

## NOVA APPLIANCES/PARTS WARRANTY

- NOVAL KOOL REFER 2 YEAR WARRANTY
- TRUMA COMBI ECO PLUS/ALL /PART#C01285034/1 YR. WARRANTY FROM PURCHASE  
CAN EXTEND TO 2 YEARS ONCE REGISTERED
- COLEMAN MACH 13.5 BTU AC/2 YR. WARRANTY
  - FANTASTIC FAN/7 YEAR WARRANTY
  - BEAUFLOR LINO/7 YEAR WARRANTY
- ONAN GAS GENERATOR/3 YEARS-2000 HOURS
- PREMIERE SOFA/CHAIRS/3 YEAR-36,000 MILES
- CAREFREE OF COLORADO AWNING/1 YEAR
  - SOLAR PANELS/5 YEARS