





**SPORTSCOACH**

# TOP FEATURES



## ■ NOBLE SELECT™

The Noble Select sidewalls feature a high gloss fiberglass gelcoat with an automotive-like finish. Azdel panels provide a strong, lightweight, water resistant wall that is 50% lighter than wood and has 3X the insulation. Keeping your coach cool in the summer and warm in the winter extends your camping seasons and ensures the structural integrity of your coach.



## ■ SOLAR PANEL

The 100-Watt solar panel provides 8-10 amps of power under ideal conditions. The solar panel trickle charges your house batteries, allowing you to camp in remote places for longer periods of time without running your generator or being plugged into shore power.



## ■ DUAL 15K A/C'S WITH HEAT PUMPS

Dual 15,000 BTU A/C's with Heat Pumps are standard. A Heat Pump will warm your motorhome without having to run the L/P furnace. It provides heat for your motorhome when the outside ambient temperature is as low as 25° compared to other heat pumps that only operate at 38°.



## ■ COOLSTREAM® EVEN COOL DUCTING

Our patented duct system evenly disperses air through the whole coach. We use CoolStream ducting instead of Styrofoam because it's antimicrobial, preventing the growth of bacteria and ensuring a cool, clean coach in even scorching heat.




## ■ FIBERGLASS ROOF

The Pebble Grain Fiberglass roof is easy to clean, seamless and long lasting. It utilizes an Azdel backer, is structurally sound and fully walkable.



## ■ FREIGHTLINER XCR CHASSIS

360 HP ISB Cummins Rear Diesel Engine with 800 lbs./ft. Torque, 6-Speed Allison 3000MH Automatic Transmission, 22.5 Radial Tires with Aluminum Rims, Full Air Ride Suspension.



## ■ 8KW ONAN DIESEL GENERATOR

The 8kW Onan Diesel Generator is easy to access as it's mounted on a manual slide tray. Simply pull the T-handle in the service compartment under the drive seat exterior compartment... No more stretching inside a hood access point for simple maintenance.



## ■ SIGHT RITE DASH

Our dashes are angled 20 degrees forward. This increases the line of sight for the driver and offers the best road visibility on the market.



## ■ WASHER/DRYER

Every SportsCoach RD floor plan is equipped with a standard stackable washer/dryer.



Learn More  
Scan this barcode using a QR Reader on your smart phone to learn more about Forest River.



A Berkshire Hathaway company.



SportsCoach RV, a Division of Forest River, Inc.,  
A Berkshire Hathaway Company

423 N. Main St., P.O. Box 30, Middlebury, IN 46540

To learn more about SportsCoach RV and our products and see how SportsCoach is making the easy life easier, visit [www.sportscoachrv.com](http://www.sportscoachrv.com)