

NEW! FOR 2020



ask a sales rep for more information

ADVENTURE WITHOUT LIMITS!

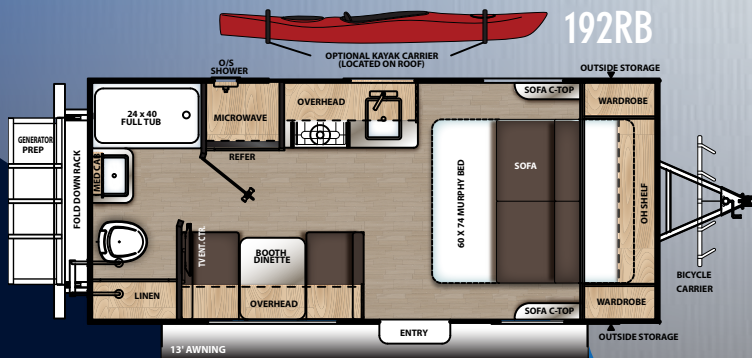
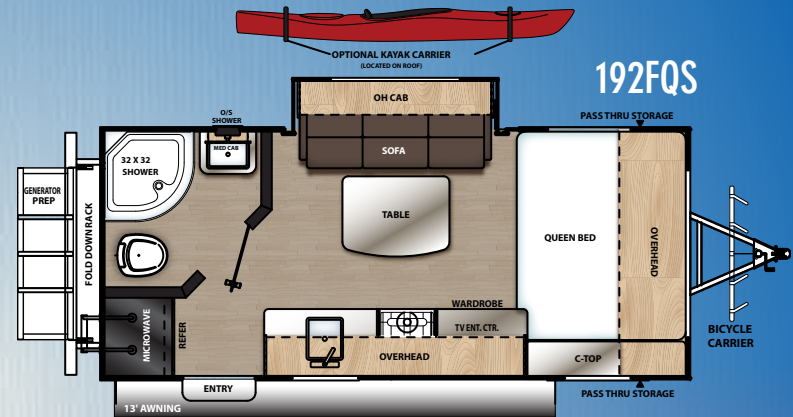
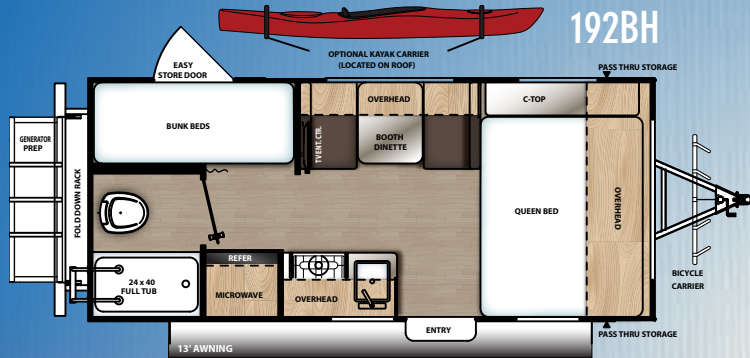
Carefully equipped and designed to be lightweight, with outstanding solar benefits, 12V features and our rugged tires and suspension; the Expedition is the perfect trailer for the most enjoyable off grid experience!



EXPEDITION
BY CATALINA

EXPEDITION

BY CATALINA



SPECIFICATIONS

CATALINA EXPEDITION	192BH	192EQS	192RB
SHIPPING WEIGHT	TBD	3,948	TBD
CARRYING CAPACITY	TBD	1,032	TBD
UVW	TBD	4,008	TBD
GVWR	TBD	5,040	TBD
HITCH WEIGHT	TBD	540	TBD
EXTERIOR HEIGHT (INCLUDES A/C)	TBD	10' 1"	TBD
FRESH WATER CAPACITY (GAL.)	TBD	44	TBD
GREY WATER CAPACITY (GAL.)	TBD	30	TBD
WASTE WATER CAPACITY (GAL.)	TBD	30	TBD
AWNING LENGTH	TBD	13'	TBD
WHEEL SIZE	TBD	15"	TBD
EXTERIOR LENGTH (BUMPER TO HITCH)	TBD	21' 6"	TBD
EXTERIOR WIDTH	TBD	90"	TBD
INTERIOR HEIGHT (COACH)	TBD	78"	TBD
AXLES	TBD	4500 lbs.	TBD