

# SPIRIT XTR

## MAX BED STORAGE

eXTRa Lite / eXTRa Storage



- Storage like never before
- Mattress and frame lift to create a walk-in storage area under the bed
- Three oversized drawers, a laundry center, pillow/blanket storage, shoe storage, a padded seat and six "catch-all" openings
- Lighter platform, perfect for today's smaller tow vehicles



# SPIRIT XTR

## Standard Features and Options

### Camping Simplified Features

- MAX BED STORAGE
- Motion Activated Floor Lights (Bedroom and bathroom)
- Store-More Cargo Center (Bunk models)
- "Twice Cool" Dual Ducted Air Conditioning System
- Wireless Phone Charger
- Sofa Cup Holders
- Trash Can
- Lighted USB Ports
- Kids Convenience Center
- "Easy Up" Quick Connect Stabilizer Jack Bit
- Exterior Dog Leash Clip
- Motion Activated Pass Through Storage Light
- Bottle Opener
- Sink Cover Storage
- Battery Disconnect Switch
- Digital Level

### Standard Features (Exterior)

- Magnetic Door Catches
- Drip Rails w/Downspouts

- Cable/Satellite Prep
- Heated and Enclosed Underbelly
- Solid Entry Steps
- Panoramic Front Window
- Extended Grab Handle
- Back-up Camera Prep
- Angled Stabilizer Scissor Jacks
- Black Tank Flush
- Exterior Speakers
- Power Awning
- 100W Solar Panel w/10 Amp Control Charger
- Dog Wash
- Front Rock Guard
- Power Tongue Jack
- Spare Tire
- Detachable Power Chord
- 20 lbs. LP Tanks
- Water Heater By Pass
- Aluminum Rims
- E-Z Lube® Axles

### Standard Features (Interior)

- Kitchen/Living Room
- Seamless Thermo Foil Wrapped Countertop

- Deluxe High Rise Faucet
- Microwave
- Double Bowl Stainless Steel Sink
- Oven w/3 Burner Cook Top and Folding Glass Cover
- Under Dinette Storage Doors
- 2 Door Refrigerator
- AM/FM Bluetooth Stereo
- Lighted USB
- Ducted Furnace
- 6 Gallon Gas/Electric Water Heater w/17.3 Gallon Recovery
- 55 Amp Power Converter
- LED TV
- Bunk Privacy Curtains
- 14.5 BTU Air Conditioner
- 2 Ceiling Speakers
- Sink Covers

### Bathroom

- Medicine Cabinet
- Towel Hooks
- Tub Surround
- Power Vent
- Skylight

- Seamless Thermo Foil Wrapped Countertop

### Bedroom

- Bedside Night Stands
- Shirt Closets
- Lighted USB's
- Outlets
- Designer Comforter
- Reading Lights
- 60" X 80" Queen Bed
- Laundry Center

### Construction

- Laminated, Aluminum Framed Floor
- Laminated, Aluminum Framed Sidewalls and Rear Wall
- Azdel Composite Panels in place of Luan Plywood
- Full Walk-On 3/8" Roof Decking
- Tufflex PVC Roof Membrane
- Lumber Core Cabinet Stiles
- Pocket Screwed Cabinet Style Joints
- Mortise and Tenon Cabinet Doors

### Coachmen Interactive Mobile Manuals

Download your Coachmen mobile app or visit our dynamic online manual to enhance your ownership experience. These interactive options provide incredible ease and insight into use, maintenance and enjoyment of your Coachmen product. Ranging from "How-To" videos, pictures and illustrations of various components, systems and features to fully searchable content and downloadable PDFs for individual component owner's manuals, answers are always just a click away.



**GVWR (Gross Vehicle Weight Rating)** - is the maximum permissible weight of the unit when fully loaded. It includes all weights, inclusive of all fluids, cargo, optional equipment and accessories. For safety and product performance do NOT exceed the GVWR.  
**GAWR (Gross Axle Weight Rating)** - is the maximum permissible weight, including cargo, fluids, optional equipment and accessories that can be safely supported by a combination of all axles.

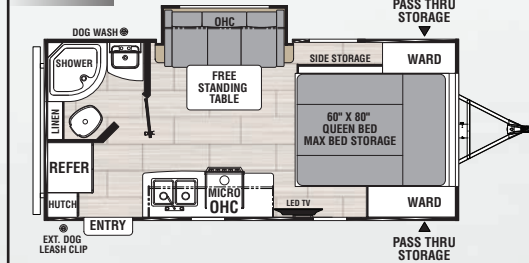
**UVW (Unloaded Vehicle Weight)** - is the typical weight of the unit as manufactured at the factory. It includes all weight at the unit's axle(s) and tongue or pin and LP Gas. The UVW does not include cargo, fresh potable water, additional optional equipment or dealer installed accessories.  
 \*Estimated Average based on standard build optional equipment.

**CCC (Cargo Carrying Capacity)\*\*** - is the amount of weight available for fresh potable water, cargo, additional optional equipment and accessories. CCC is equal to GVWR minus UVW. Available CCC should accommodate fresh potable water (8.3 lbs per gallon). Before filling the fresh water tank, empty the black and gray tanks to provide for more cargo capacity.  
 \*\*Estimated average based on standard build optional equipment.

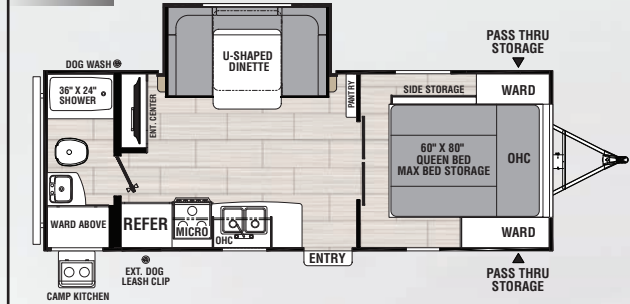
Each Forest River RV is weighed at the manufacturing facility prior to shipping. A label identifying the unloaded vehicle weight of the actual unit and the cargo carrying capacity is applied to every Forest River RV prior to leaving our facilities. The load capacity of your unit is designated by weight, not by volume, so you cannot necessarily use all available space when loading your unit.

All information contained in this brochure is believed to be accurate at the time of publication. However, during the model year, it may be necessary to make revisions and Forest River, Inc., reserves the right to make all such changes without notice, including prices, colors, materials, equipment and specifications as well as the addition of new models and the discontinuance of models shown in this brochure. Therefore, please consult with your Forest River dealer and confirm the existence of any materials, design or specifications that are material to your purchase decision. ©2020 Spirit by Coachmen, a Division of Forest River, Inc., a Berkshire Hathaway company. All Rights Reserved. 12/20

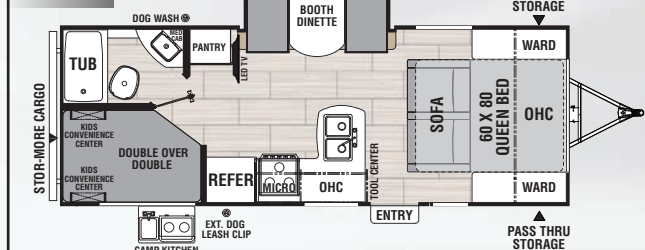
### 1840RBX



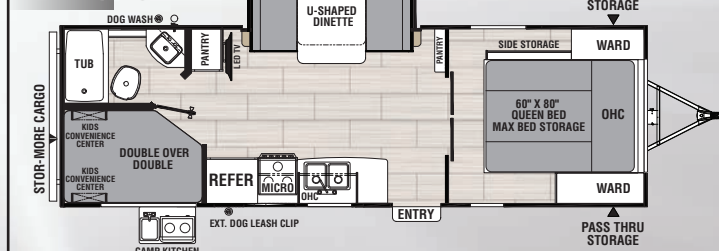
### 2145RBX



### 2146BHX



### 2549BHX



423 N. Main Street  
P.O. Box 30  
Middlebury, IN 46540

To learn more about Coachmen RV and our products and see how Coachmen is making the easy life easier, visit [www.coachmenrv.com](http://www.coachmenrv.com).



**24/7 EMERGENCY  
ROADSIDE ASSISTANCE  
WITH VEHICLE PURCHASE\***

TOWING JUMP-STARTS TIRE CHANGES FLUID DELIVERY LOCKOUT SERVICE	WINCH-OUT MOBILE MECHANIC TECHNICAL SUPPORT DEALER LOCATOR SERVICES
--	--

**SAFERIDERV MOTOR CLUB**

\*VALID FOR 1 YEAR FROM DATE OF PURCHASE

Your Spirit Dealer



**Learn More**  
Scan this barcode using a QR Reader on your smart phone to learn more about Forest River.



### SPIRIT XTR

Models	1840RBX	2145RBX	2146BHX	2549BHX
Hitch Weight (lbs.)	528	620	728	698
Carrying Capacity (lbs.)	1,642	1,880	1,996	1,588
UVW (lbs.)	4,538	5,120	4,964	5,412
Ext. Length (Bumper to Hitch)	22' 6"	26' 8"	27' 11"	30' 3"
Ext. Height (Incl. A/C)	10' 4"	10' 4"	10' 4"	10' 4"
Awning Length	12'	15'	18'	20'
Fresh Water Capacity (gal.)	49	49	49	49
Grey Water Capacity (gal.)	33	33	33	33
Waste Water Capacity (gal.)	33	33	33	33
Wheel Size	14"	14"	14"	14"