

V1



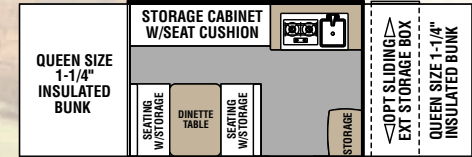
- 5" Tube Frame
- Reinforced Diamond Plate Front Deck
- 4000 Lb. Heavy Duty Torsion Axle for Heavy Cargo Capacity

Heavy Duty Construction Sets V-Trec Apart

V2

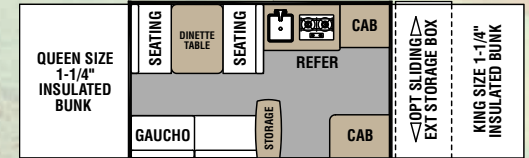


V3



V1

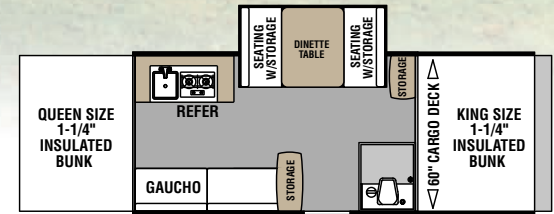
SOLID DIAMOND PLATE 2' DECK - D-RING TIE-DOWNS



V2



OPT. BATHROOM PACKAGE



V3

SOLID DIAMOND PLATE 5' DECK - DETACHABLE RAMP

LET THE GOOD TIMES ROLL!

| V-TREC | V1 | V2 | V3 |
|-----------------------|-------------|-------------|-------------|
| Interior Box Size | 10' | 12' | 12' |
| Travel Length | 17' 2" | 18' 3" | 21' 8" |
| Travel Width | 7' 1" | 7' 1" | 7' 1" |
| Travel Height | 65" | 65" | 65" |
| Exterior Open Length | 20' 5" | 22' 5" | 23' 5" |
| Interior Open Height | 6' 10" | 6' 10" | 6' 10" |
| Sleeping Capacity | 6 | 6 | 6 |
| Front Sleeping Area | 58" x 80" | 70" x 80" | 70" x 80" |
| Rear Sleeping Area | 58" x 80" | 58" x 80" | 58" x 80" |
| Dinette Area | 38" x 70" | 36" x 70" | 41" x 74" |
| Lounge Area | 24" x 70" | 24" x 70" | 24" x 70" |
| Radial Tire Size | ST235/75R15 | ST235/75R15 | ST235/75R15 |
| Tire Load Range | C | C | C |
| Hitch Weight (lbs.) | 274 | 290 | 427 |
| Axle Weight (lbs.) | 2120 | 2291 | 2790 |
| UVW (lbs.) | 2394 | 2581 | 3217 |
| Cargo Capacity (lbs.) | 1380 | 1209 | 1210 |
| GVWR (lbs.) | 3774 | 3790 | 4427 |
| Coupler Size | 2-5/16" | 2-5/16" | 2-5/16" |

*Weights shown are approximate. †Estimated average based on standard build optional equipment. All weights shown are in pounds. See back page for chart definitions.

EXTERIOR

- E-Coated Tubular Steel Frame
- Dual Drive Winch
- Heavy Duty Tongue Jack - w/Wheel
- Wide Trac Ultra Lube Torsion Axle
- Electric Brakes
- 15" Radial Tires
- Spare Tire & Carrier
- (4) Heavy Duty Scissor Style Jacks
- Goshen Lift System
- 4 Layer Laminated Seamless Roof
- Laminated Insulated Bed Platforms
- Automotive Grade Metal
- LED Exterior Lights
- Diamond Plate Front & Rear Walls
- One-Piece Screen Door
- Prebraced For A/C
- Outside Spray-Away (Cold only)
- Exterior Wall Mount LP w/Quick Connect
- VRX Sectionalized Tent
- 23 Gallon Fresh Water Tank

V-TREC

- 35 Amp Converter - Trickle Charger
- 120 Volt GFI Recept
- Patio Light
- Create-A-Breeze Power Roof Vent
- Awning

INTERIOR

- LED Interior Courtesy Lights (Floor)
- 100% Adhesion Residential Grade Linoleum
- Dark Ash Cabinetry
- Residential Laminated Countertops
- Glide-N-Lock Cable Supported Beds
- Ultra Comfort 4" Heated Mattress
- Ultra Comfort 4" High Density Cushions
- Vented Privacy Drapes
- E-Z Swing Galley w/Drawer
- Deep Bowl Acrylic Sink
- 2-Burner High Output Range
- 12 Volt On-Demand Water Pump
- Bathroom Package (Std. V3, Opt. V2)
- DSI 6-Gallon Water Heater

V-TREC

- 3-Way 1.9 Cu. Ft. Refrigerator
- 20,000 BTU Furnace
- 12 Volt LED Interior Lights
- LED Bunk Fan Lights
- Bluetooth Stereo

ESSENTIALS PACKAGE

- 3-Way 1.9 Cu. Ft. Refrigerator, 20,000 BTU Furnace, Awning, Electric Brakes, Spare Tire & Carrier

POPULAR OPTIONS

- 13,500 BTU Air Conditioner
- 40 Watt Zamp Portable Solar Panel
- 80 Watt Zamp Portable Solar Panel
- Thetford Modular Cassette Potti w/Electric Flush (Opt. V1, V2)
- Thetford Porta Potti
- Bathroom Package (V2 only)
- SST - Super Sliding Storage Trunk (V1, V2)
- "Jack It" Bike Rack
- "Toylok" Cargo Security System
- Stor-N-More Under Bunk Storage System
- Exterior Grill w/Quick Connect Hose

• = STANDARD FEATURES