

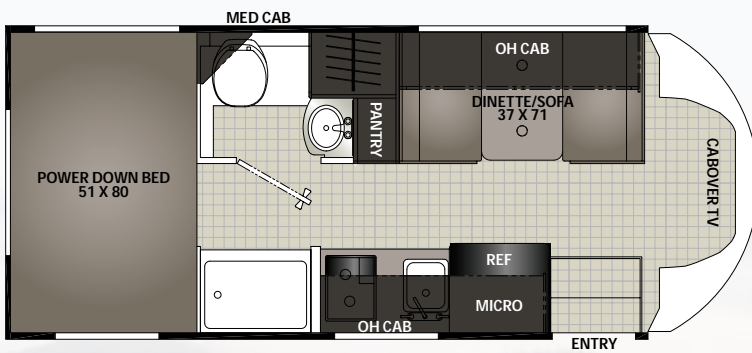


CROSS TRAIL

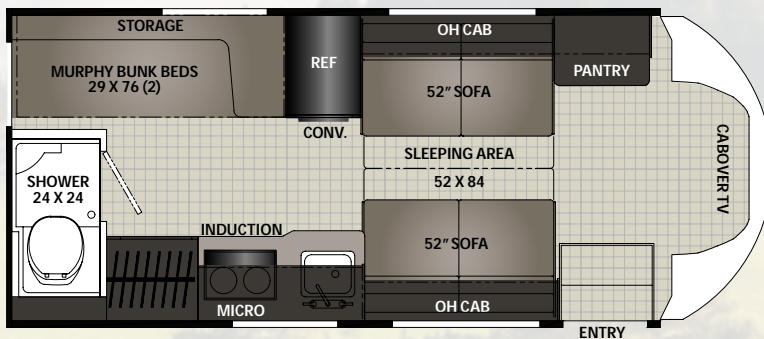
Coachmen
Leader to the Great Outdoors

EV

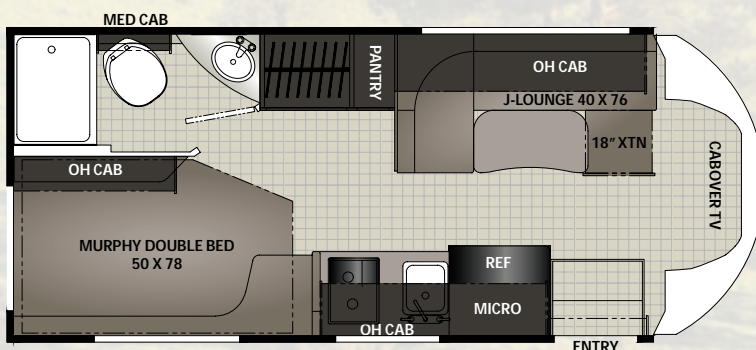
20XG



20BH



21XG



KEY FEATURES

- **Renogy Empowered State-of-the-Art Hybrid Electrical System**
- **Standard 400AMP/HR Lithium Battery**
 - Optional: Dual 400AMP/HR Lithium Batteries
- **3,000W Inverter**
- **Gen Prep (Standard)**
 - Optional: 2-Way LP & Gas Generator
- **Azdel Substrate with Aluminum Framing.** The Thickest Azdel in its Class Assuring Lifetime Integrity
- **Ford Transit Chassis**
 - 3.5L EcoBoost Engine
 - 10-Speed Automatic Overdrive with Select-Shift Transmission
 - Available All Wheel Drive
- **Dual 250 Amp Alternator**
- **Efficiently Recharges Coach Batteries**
- **Lane Keeping Assist**
- **Adaptive Cruise Control**

SPECS & FLOORPLANS

	20XG	20BH	21XG
CHASSIS	FORD TRANSIT T350	FORD TRANSIT T350	FORD TRANSIT T350
ENGINE	V6 3.5L EcoBoost	V6 3.5L EcoBoost	V6 3.5L EcoBoost
HORSE POWER	310	310	310
TORQUE	400	400	400
WHEEL BASE	156"	156"	156"
GVWR (LBS.)	11,000	11,000	11,000
GCWR (LBS.)	15,000	15,000	15,000
UVW (APPROX. LBS.)	8,510	TBD	8,632
CCC (APPROX. LBS.)	2,490	TBD	2,368
GAWR FRONT (LBS.)	4,630	4,630	4,630
GAWR REAR (LBS.)	7,275	7,275	7,275
INTERIOR HEIGHT	6'7"	6'7"	6'7"
EXTERIOR WIDTH	7'7"	7'7"	7'7"
EXTERIOR HEIGHT (WITH A/C)	10'6"	10'6"	10'6"
EXTERIOR LENGTH (WITH HITCH)	24'1"	24'1"	24'1"
HITCH WEIGHT (LBS.)	4,000	4,000	4,000
FUEL CAPACITY (GAL.)	31	31	31
LP CAPACITY (LBS.)	68	TBD	68
FRESH WATER CAPACITY (GAL.)	30	25	41
WATER HEATER CAPACITY (GAL.)	6	TBD	6
GREY TANK CAPACITY (GAL.)	27	31	59
BLACK TANK CAPACITY (GAL.)	28	31	28
EXTERIOR STORAGE (CU. FT.)	130	TBD	47

GVWR (Gross Vehicle Weight Rating) is the maximum permissible weight of the unit when fully loaded. It includes all weights, inclusive of all fluids, occupants, cargo, optional equipment and accessories. For safety and product performance do NOT exceed the GVWR.

GCWR (Gross Combined Weight Rating) is the maximum permissible loaded weight of your motor home and any towed trailer or towed vehicle. Actual GCWR of this vehicle may be limited by the sum of the GVWR and the installed hitch receiver maximum capacity rating; see hitch rating label for detail.

GAWR (Gross Axle Weight Rating) is the maximum permissible weight, including cargo, fluids, optional equipment and accessories that can be safely supported by each axle.

UVW (Unloaded Vehicle Weight)* is the typical weight of the unit as manufactured at the factory. It includes all weight at the unit's axle(s), including full fuel, all fluids and LP Gas. The UVW does not include cargo, fresh potable water, additional optional equipment or dealer installed accessories.

*Estimated Average based on standard build optional equipment.

CCC (Cargo Carrying Capacity)** is the amount of weight available for fresh potable water, cargo, passengers, additional optional equipment and accessories. CCC is equal to GVWR minus UVW. Available CCC should accommodate fresh potable water (8.3 lbs per gallon). Before filling the fresh water tank, empty the black and gray tanks to provide for more cargo capacity.

** Estimated average based on standard build optional equipment

Each Coachmen motorhome is weighed at the manufacturing facility prior to shipping. A label identifying the unloaded vehicle weight of the actual unit and the cargo carrying capacity is applied to every Coachmen motorhome prior to leaving our facilities.

The load capacity of your unit is designated by weight, not by volume, so you cannot necessarily use all available space when loading your unit.

Actual towing capacity is dependent upon your particular loading and towing circumstances, which includes the GVWR, GAWR and GCWR as well as adequate trailer brakes. Please refer to the Operator's Manual of your vehicle for further towing information.



COACHMEN OWNERS ASSOCIATION

FREE MEMBERSHIP
www.coachmenowners.com



Download a virtual brochure at
www.coachmenrv.com

**24/7 EMERGENCY
ROADSIDE ASSISTANCE
WITH VEHICLE PURCHASE***

TOWING
JUMP-STARTS
TIRE CHANGES
FLUID DELIVERY
LOCKOUT
SERVICE

WINCH-OUT
MOBILE MECHANIC
TECHNICAL
SUPPORT
DEALER LOCATOR
SERVICES



*VALID FOR 1 YEAR FROM DATE OF PURCHASE

CUSTOMER SATISFACTION



www.ForestRiverBuyLocal.com

YOUR CROSS TRAIL DEALER



Learn More
Scan this barcode using
a QR Reader on your
smart phone to learn
more about Forest River.



A Berkshire Hathaway company.



Coachmen RV, a Division of Forest River, Inc.,
A Berkshire Hathaway Company

423 N. Main St., P.O. Box 30, Middlebury, IN 46540

To learn more about Coachmen RV and our products and see how Coachmen is making the easy life easier, visit
www.coachmenrv.com

All information contained in this brochure is believed to be accurate at the time of publication. However, during the model year, it may be necessary to make revisions and Coachmen reserves the right to make all such changes without notice, including prices, colors, materials, equipment and specifications as well as the addition of new models and the discontinuance of models shown in this brochure. Therefore, please consult with your Coachmen dealer and confirm the existence of any materials, design or specifications that are material to your purchase decision. 04/23

SPECS & FLOORPLANS

	20CB	22XG	23XG	26XG
CHASSIS	350 FORD	350 FORD	350 FORD	450 FORD
ENGINE	V6 3.5L	V8 7.3L	V8 7.3L	V8 7.3L
HORSE POWER	350	350	350	350
TORQUE	468	468	468	468
WHEEL BASE	158"	158"	158"	190"
GVWR (LBS.)	TBD	12,500	12,500	14,500
GCWR (LBS.)	TBD	18,500	18,500	22,000
UVW (APPROX. LBS.)	TBD	9,441	9,721	11,715
CCC (APPROX. LBS.)	TBD	3,059	2,779	2,785
GAWR FRONT (LBS.)	4,630	5,000	5,000	5,000
GAWR REAR (LBS.)	7,275	8,500	8,500	9,600
INTERIOR HEIGHT	6' 11"	6' 11"	6' 11"	6' 11"
EXTERIOR WIDTH	7' 7"	8' 4"	8' 4"	8' 4"
EXTERIOR HEIGHT (WITH A/C)	10' 6"	10' 10"	10' 10"	10' 11"
EXTERIOR LENGTH (WITH HITCH)	23' 9"	24' 3"	25' 10"	29' 4"
HITCH WEIGHT (LBS.)	5,000	5,000	5,000	7,500
FUEL CAPACITY (GAL.)	31	55	55	55
LP CAPACITY (LBS.)	68	68	68	68
FRESH WATER CAPACITY (GAL.)	38	41	50	50
WATER HEATER CAPACITY (GAL.)	6	6	6	6
GREY TANK CAPACITY (GAL.)	26	28	32	31
BLACK TANK CAPACITY (GAL.)	21	31	31	31
EXTERIOR STORAGE (CU. FT.)	60.8	47	146	124

GVWR (Gross Vehicle Weight Rating) is the maximum permissible weight of the unit when fully loaded. It includes all weights, inclusive of all fluids, occupants, cargo, optional equipment and accessories. For safety and product performance do NOT exceed the GVWR.

GCWR (Gross Combined Weight Rating) is the maximum permissible loaded weight of your motor home and any towed trailer or towed vehicle. Actual GCWR of this vehicle may be limited by the sum of the GVWR and the installed hitch receiver maximum capacity rating; see hitch rating label for detail.

GAWR (Gross Axle Weight Rating) is the maximum permissible weight, including cargo, fluids, optional equipment and accessories that can be safely supported by each axle.

UVW (Unloaded Vehicle Weight)* is the typical weight of the unit as manufactured at the factory. It includes all weight at the unit's axle(s), including full fuel, all fluids and LP Gas. The UVW does not include cargo, fresh potable water, additional optional equipment or dealer installed accessories.

*Estimated Average based on standard build optional equipment.

CCC (Cargo Carrying Capacity)** is the amount of weight available for fresh potable water, cargo, passengers, additional optional equipment and accessories. CCC is equal to GVWR minus UVW. Available CCC should accommodate fresh potable water (8.3 lbs per gallon). Before filling the fresh water tank, empty the black and gray tanks to provide for more cargo capacity.

** Estimated average based on standard build optional equipment

Each Coachmen motorhome is weighed at the manufacturing facility prior to shipping. A label identifying the unloaded vehicle weight of the actual unit and the cargo carrying capacity is applied to every Coachmen motorhome prior to leaving our facilities.

The load capacity of your unit is designated by weight, not by volume, so you cannot necessarily use all available space when loading your unit.

Actual towing capacity is dependent upon your particular loading and towing circumstances, which includes the GVWR, GAWR and GCWR as well as adequate trailer brakes. Please refer to the Operator's Manual of your vehicle for further towing information.



COACHMEN OWNERS ASSOCIATION

FREE MEMBERSHIP

www.coachmenowners.com



Download a virtual brochure at
www.coachmenrv.com

**24/7 EMERGENCY
ROADSIDE ASSISTANCE
WITH VEHICLE PURCHASE***

TOWING	WINCH-OUT
JUMP-STARTS	MOBILE MECHANIC
TIRE CHANGES	TECHNICAL
FLUID DELIVERY	SUPPORT
LOCKOUT	DEALER LOCATOR
SERVICE	SERVICES



*VALID FOR 1 YEAR FROM DATE OF PURCHASE

CUSTOMER SATISFACTION



www.ForestRiverBuyLocal.com

YOUR CROSS TRAIL DEALER



Learn More
Scan this barcode using
a QR Reader on your
smart phone to learn
more about Forest River.



A Berkshire Hathaway company.



Coachmen RV, a Division of Forest River, Inc.,
A Berkshire Hathaway Company

423 N. Main St., P.O. Box 30, Middlebury, IN 46540

To learn more about Coachmen RV and our products and see how Coachmen is making the easy life easier, visit
www.coachmenrv.com

All information contained in this brochure is believed to be accurate at the time of publication. However, during the model year, it may be necessary to make revisions and Coachmen reserves the right to make all such changes without notice, including prices, colors, materials, equipment and specifications as well as the addition of new models and the discontinuance of models shown in this brochure. Therefore, please consult with your Coachmen dealer and confirm the existence of any materials, design or specifications that are material to your purchase decision. 04/23