

YOUR GUIDE TO SUCCESS WITH THE BEYOND CLASS B by COACHMEN RV – The Leader to the Great Outdoors!



The most comprehensive Class B Training Manual in the Class B segment!

Coachmen RV

LEADER TO THE GREAT OUTDOORS

DID YOU KNOW? COACHMEN RV PRODUCTS HAVE BEEN ON U.S. ROADS AND HIGHWAYS SINCE 1964!

- **COACHMEN RV...** Is built upon a simple principle “**Dedicated to the enrichment of your life.**” By providing you with long term value through all that we do, our focus is on delivering a product with superior value and backing it through superior service and support. Once you become a Coachmen owner, we are committed to enhancing your Coachmen RV ownership and lifestyle experience... creating friends for life and memories that will last a lifetime. At Coachmen RV you will find a rich history of commitment from our Team Members. This commitment extends to our owners and in the pride, we have for our brand. The close relationship that we share with our owners and our dealers is a quality that others have been trying to mimic over our 50-year history. Our goals and principles remain well in focus. We create customers for life.
- **OUR HISTORY...**The first Coachmen RV products were manufactured in a 5,000 square foot plant in downtown Middlebury, Indiana, by Coachmen Industries, a company founded by three brothers: Tom, Keith and Claude Corson. Coachmen’s first year of production totaled 12 travel trailers, a single truck camper and 80 truck caps. Since then, over three quarters of a million Coachmen Recreational Vehicles have been produced and sold.
- **FOREST RIVER INC...**In December of 2008, Coachmen RV became a proud brand of Forest River, Inc., a Berkshire Hathaway company. Today, Coachmen RV, a division of Forest River, Inc., is headquartered in Middlebury, Indiana, with our primary manufacturing facilities occupying over 220 acres with more than 23 acres under roof serving as dedicated manufacturing facilities for Coachmen branded Class A Motorhomes, Class B Motorhomes, Class C Motorhomes, Fifth Wheels and Travel Trailers. Our Camping Trailers are manufactured in our Centerville, Michigan, manufacturing facilities occupying 90 acres.
- **A BRAND YOU CAN TRUST...**Coachmen RV products have been on North American roads and in North American campgrounds since 1964. With over five decades of building recreational vehicles. Over 600,000 RVs built and sold we know how to design and build a reliable RV with exceptional value, dependable design, practical innovation and the comforts and features you desire.

Ford 350HD Gas Transit Chassis



Warranties

Motorhome – 12 month/12,000-mile ltd.

Ford – 3 Year/36,000-mile Bumper to Bumper Warranty

Ford – 5 Year/60,000-mile Powertrain Warranty

Coachmen RV and Ford have combined their decades worth of experience to introduce BEYOND, a Class B Motorhome that offers the utmost in quality, luxury and value. The BEYOND is built on the award winning 350 Ford Transit Cargo Gas platform with a 3.5L EcoBoost V6 Engine which delivers an impressive 310HP & 400FT. LBS. of torque while still providing excellent fuel economy of 14-18 MPG on the highway. BEYOND uses high-end components like the Truma Combi Eco Plus furnace/water heater system, Marine Grade PVC wall covering, Front and Rear Sumo Spring Suspension and custom solid maple hardwood cabinetry!

BEYOND WHERE QUALITY AND VALUE ARE #1

FORD TRANSIT CHASSIS FEATURES

- 3.5L Eco Boost 310 HP/400 lbs. Torque
- 10-Speed Auto Transmission w/ OD
- MPG 14 City/18 HWY
- Co-Pilot360 Technologies incl. Adaptive Cruise Control, Post-Collision Braking, Pre-Collision Assist w/ automatic Emergency Braking (AEB), Auto High-Beam Headlamps, Lane-Keeping Assist, Blind Spot Information System (BLIS) w/ Cross-traffic Alert and Trailer Coverage, Side Sensing System
- Dual Rear Wheels with AWD
- Sumo Spring Front and Rear Suspension
- 25-Gal Fuel Tank
- 148" Wheelbase
- 3.73 Limited Slip Rear Axle
- 195/75R 16 All Season Tires
- Brakes – Power 4 Wheel Disc w/ ABS
- HEAVY DUTY 250 AMP Alternator
- Dual 70AMP 760CCA (Cold Crank Amps) for combined 1520 CCA
- 3 Year/36,000 Mile Bumper to Bumper Warranty
- 5 year/60,000 Mile Powertrain Warranty

Safety Features of the Ford 350HD Gas Transit Chassis Continued...

FRONT SAFETY CANOPY side-curtain airbag...

The Safety Canopy System combines side-curtain airbags and a rollover sensor to help provide head protection for all outboard seating positions in certain side-impact and rollover situations. Front-seat side airbags help protect the torso and pelvis of front-seat occupants in certain side collisions. The airbags are in the outboard side of the front seat backs, so they are always in the correct deployment position, no matter where the seat is positioned.

Advance Track with RSC...

Advance Track with RSC (Roll Stability Control) combines Advance Track electronic stability control and Roll Stability Control technologies to monitor vehicle cornering behavior and automatically make braking and throttle adjustments when it senses wheel slip, loss of traction or roll motion to help keep the vehicle on its intended path for enhanced driver control.

Lane Keeping Assist...

Warns the driver if the vehicle starts to drift into another lane and the turn signal has not been activated using a series of vibration pulses that are felt through the steering wheel and a visual indication (red line) in the message center.

Auto Lamp with Rain Sensing Windshield Wipers...

Wiper-activated headlamps automatically turn on the headlamps and tail lamps when the windshield wipers are being used — helping the driver see, and the vehicle to be seen, in inclement weather. Rain-sensing windshield wipers detect moisture on the windshield and activate the wipers to help increase driver visibility. Once the system is turned on, there is no need for the driver to activate, deactivate or adjust wiper speed under normal driving conditions.

Hill Start Assist...

Hill start assist automatically engages the brakes when the vehicle is started on an upward or downward slope to prevent it from rolling, whether in a forward gear or Reverse (R).

SOS Post-Crash Alert System...

The SOS Post-Crash Alert System automatically flashes the hazard lights and intermittently sounds the horn after an accident where the airbag(s) deploy(s) or when a properly engaged safety belt pretension is activated.

Side-Wind Stabilization...

Applies the brakes on one side of the vehicle to reduce the effect of a sudden side wind gust on the vehicle's path.

Safety Features of the Ford 350HD Gas Transit Chassis Continued...

BLIS® with Cross-Traffic Alert

BLIS® (Blind Spot Information System) can alert you to a vehicle detected alongside and difficult to see in a blind spot. The system uses radar sensors on both sides near the rear of the vehicle. When a vehicle is detected in your blind spot, you are alerted with an indicator light in the sideview mirror. The Cross-Traffic Alert feature also uses this radar to help detect traffic behind your vehicle when you're slowly backing out of a parking spot or driveway. When it detects a vehicle approaching from either side, it flashes an indicator light in the sideview mirrors (same as BLIS) and emits an audible warning. Also, a visual display in the message center indicates from which direction the vehicle is coming.

Lane-Keeping System

It happens to the best of drivers. A moment of distraction — and you start drifting. But there's the available Lane-Keeping System that can assist you when this occurs,* using a camera that scans lane markings on both sides of your vehicle. The system has three modes: Lane-Keeping Aid applies steering torque to direct you back to the center of the lane. Lane-Keeping Alert warns you through steering wheel vibrations that simulate driving over a rumble strip. You can set the system to activate either the Alert or Aid mode, or both. And Driver Alert sends out warnings in the message center when it detects repeated lane drifts — a reminder to pull over and take a break.

Pre-Collision Assist with Automatic Emergency Braking

The Pre-Collision Assist feature uses camera technology to detect a potential collision with a vehicle or pedestrian directly in front of yours during day or nighttime driving. * It can help reduce the severity of, and in some cases can eliminate, a frontal collision. If a potential collision is detected, an alert sound is emitted, and a warning message displays in the message center. If your response is not sufficient, Automatic Emergency Braking (AEB) will precharge and increase brake-assist sensitivity to provide full responsiveness when you do brake. If you don't take corrective action and a collision is imminent, brakes can apply automatically.

Intelligent Adaptive Cruise Control

Available on select Ford vehicles is a series of Adaptive Cruise Control (ACC) features employing advanced radar and camera technology. ACC lets you set a cruising speed and distance from the vehicle ahead of you. When it slows down, you automatically do too; when traffic picks back up, you resume your preset speed and distance. Then comes ACC with Stop-and-Go, which enables you to come to a complete stop when the vehicle ahead stops. * Now add Lane Centering, which scans the lane markings to help you stay in your lane if the system detects you're drifting out of it. And that's not all. Now there's Intelligent Adaptive Cruise Control, which includes all of these features plus new Speed Sign Recognition that can automatically adjust the set speed of your vehicle to the posted speed limit.

Rear View Camera

Backing up is easier when you when you have camera technology to assist you in seeing what's behind your vehicle. Shift into Reverse to activate the Rear View Camera on your center dash display. You not only get a rear visual when you're slowly backing up, but guidelines help you navigate. Fixed guidelines direct you when you're going straight back. Active guidelines show the path you intend to take when you're backing up on a curve off the straight line. If you're towing a trailer, a center guideline helps you line it up to your trailer hitch. And there are enhanced park aids indicating which side an object is on and how close it is, as well as colored lines showing how close you are moving to an object behind your vehicle.

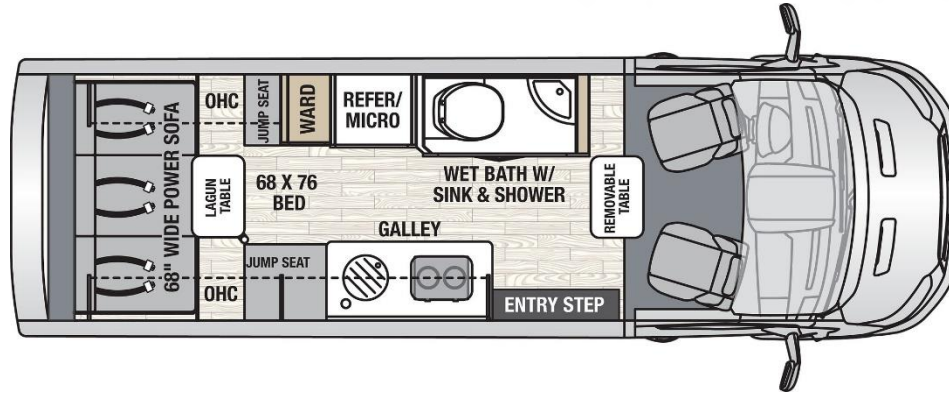
SOS Post-Crash Alert System...

The SOS Post-Crash Alert System automatically flashes the hazard lights and intermittently sounds the horn after an accident where the airbag(s) deploy(s) or when a properly engaged safety belt pretension is activated.

Side-Wind Stabilization...

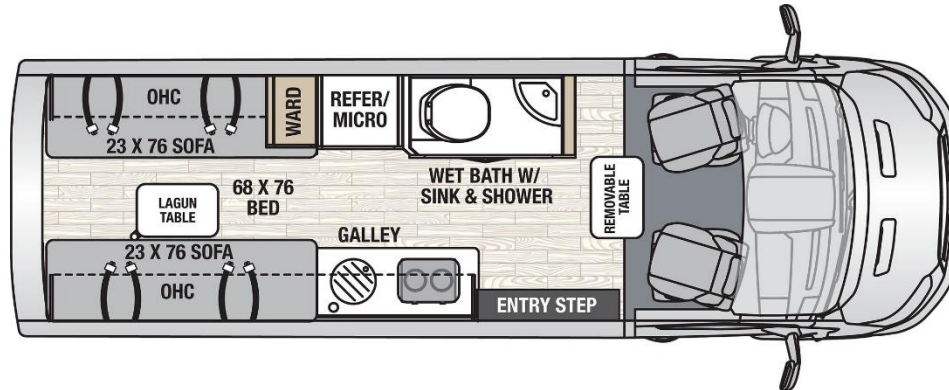
Applies the brakes on one side of the vehicle to reduce the effect of a sudden side wind gust on the vehicle's path.

BEYOND FLOOR PLANS



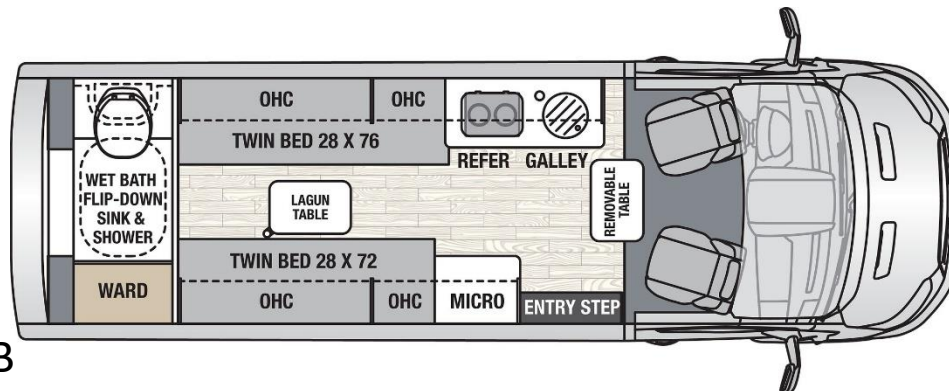
22C
*Rear
Couch*

22C



22D
*Rear
Dinette*

22D




22RB
Rear Bath

22RB

CUSTOM HARDWOOD CABINETRY-NO COMPARISON!

Unmatched Craftsmanship, High End Hardwood Materials, High End Residential Drawer Guides




High End Residential Cabinet Components

- **NEW!** True Residential drawer guides. Not the cheap Travel Trailer 80lb. ball bearing drawer guides
- This drawer hardware will ensure your drawers will operate smoothly and hold up to the rigors of the road for the life of your coach.
- 7 Ply 5/8" DOMESTIC FURNITURE GRADE PLYWOOD-NOT FOUND IN THE RV SEGMENT!

True English Dove Tail drawer Construction

- 5/8" Western Aspen ENGLISH DOVE TAIL DRAWERS
- Superior construction and materials ensure your BEYOND cabinetry will last vs. competitions cabinetry



KITCHEN/CABINETRY/STORAGE-INDUSTRY LEADING CABINETRY QUALITY!



Unmatched Cabinetry Quality!

- ¾" Solid North American Maple Drawer Fronts
- Solid High Gloss Maple hardwood



Overhead Storage & Shirt Locker

- Solid Hardwood Cabinet Doors vs. Vinyl Wrap Stiles or Vinyl Wrapped MDF Doors
- Translucent Inserts Provide Accent Lighting from inside overhead cabinet.
- Felt Lined over head cabinet bases
- Shirt Locker has Pre Hung Closet Bar and Removable Shelves
- Soft Close Overhead Doors
- All High Gloss Maple Finish
- Unmatched Quality



Trash Can Storage

- Every BEYOND has dedicated trash can storage in the kitchen base cabinet
- Also has additional storage for paper towels and trash bag boxes.
- Very residential

BEYOND NOVAL KOOL COMPRESSOR DRIVEN REFRIGERATORS



Nova Kool Refrigerator

- Compressor Driven
- Operates @ 30 DEGREE INCLINE-Great for Class B end users!
- Runs on 12V
- Refer on top Freezer below
- The only refrigerator to be endorsed by Canadian Coast Guard
- Designed for Mobile and Off The Grid Applications
- 2 Year Warranty on All Parts
- Over 25 Years in business!
- Whisper Quiet
- Low Power Consumption


BEYOND BATHROOM-MORE FUNCTION vs. COMPETITION



43"W x 24"D One Piece
**Fiberglass Shower NOT
PLASTIC!**



Fiberglass Sink, Oxygentics
Shower Head (n/a 22RB),
Residential Sink Faucet, Mirror,
Showermiser (n/a 22RB)



Dual Shower
Doors Extend Out
3" While In Use
for More
Shower Room.
Also, the dual
doors make for a
private and dry
changing area!

BEYOND 22C POWER SOFA/POWER BED-TRUE COMFORT IN STYLE!

INDUSTRY FIRST TRUE "LAY FLAT POWER SOFA"

- **Lay Flat Sofa Dimensions 68"W x 76"L**
- **Largest Sleeping Available in the Gas Class B segment!**
- **True 180 degree LAY FLAT SOFA**
- **NO HUMPS / NO GAPS**
- **3 Inches of Increased Memory Q Foam (used in all floorplans and models)**
- **3 Seat Belts and 2 Arm Rests**
- **2 Cup Holders Next to Sofa**
- **Built in Headrest for Additional Passenger Comfort**
- **All Furniture Material Rated @ 7 YR. Hydrolysis**
- **Easy to Maintain and Easy to Clean**



BEYOND 22D BED/DINETTE-TRUE COMFORT IN STYLE!



22D in Bed Position



22D Lined Table Insert
Storage



BEYOND 22RB



TABLE SET UP ON BEYOND

22C TABLE SET UP




22RB TABLE SET UP

Lagun Table

- Use as a workstation or dinner table
- Lightweight
- Stored either under the floor 22D or behind the sofa on the 22C

22D TABLE SET UP



CONTROL PANEL LAYOUT AND FEATURES

Truma CP Plus Control for
Truma Combi Eco Plus

Wi-Fi Ranger
On/Off

MULTI PLEX TOUCH SCREEN CONTROL...
TANK LEVELS, AUTO GEN START,
INTERIOR/EXTERIOR LIGHTING



Xantrex Freedom X Remote Panel-
Allows you to control and monitor your
2000W Xantrex Pure Sine Wave Inverter

Go Power
Solar Charger

Battery Disconnect

FIREFLY MULTI-PLEX WIRING-CONVENIENCE!

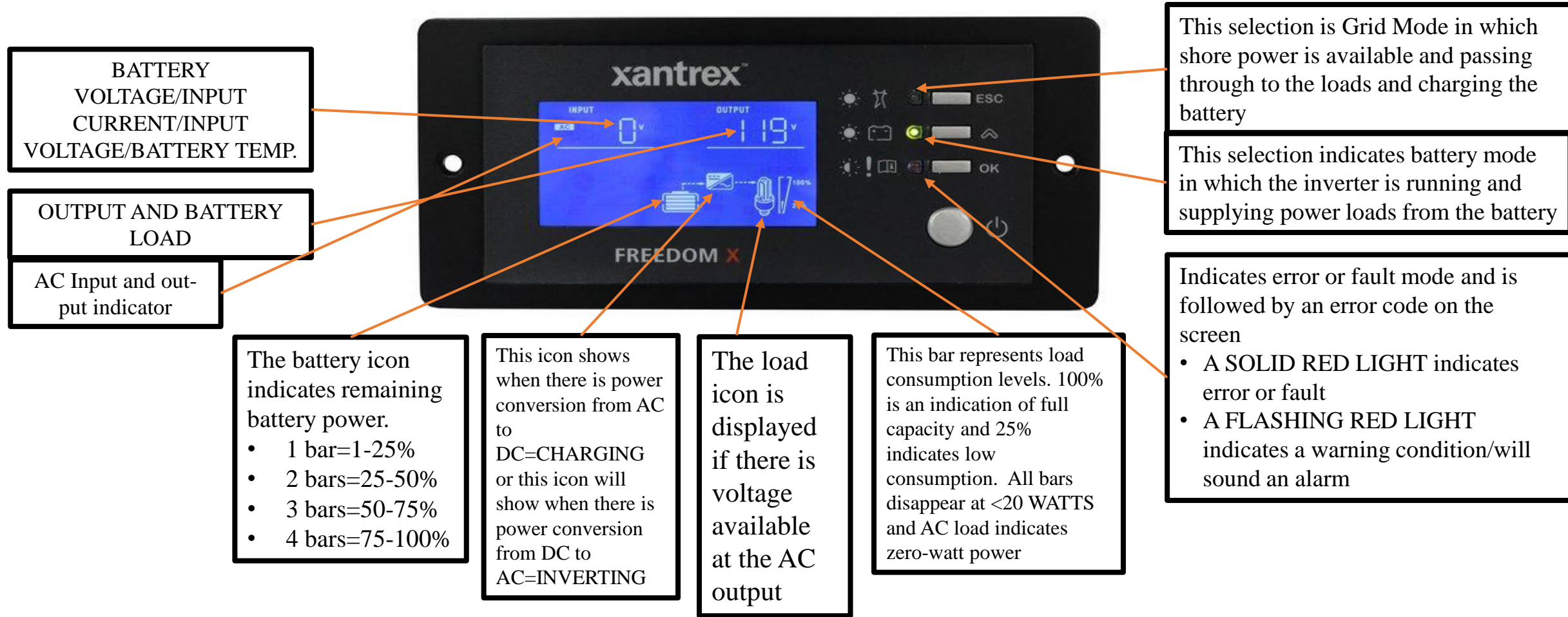


- Control all coach lighting from the push of a button
- No more searching for light switches
- Customer can set the lighting to their preferences inside the coach
- While Multi-Plex Wiring is beneficial for convenience this technology cuts down on the amount of wire used and connections vs. a coach without Multi-Plex wiring

- Select the POWER setting and you will find the AGS or Auto Gen. Start
- This function allows you to pre-program your generator run time and your generators quiet time
- **The Auto Gen Start function also allows the customer to pre-program the generator to Auto Start at the customers desired temperature. This feature is great for those that travel with pets and must leave them in the coach without the worry of their pets getting too hot**
- The Auto Gen Start function also allows the customer to pre-program the generator to start if the coach batteries voltage draws down to a certain level
- All the above are customizable to your customers needs and camping preferences

- **NEW!** Convenient 2nd FireFly Screen in the rear of the coach
- No more searching for light switches in the middle of the night

Xantrex Freedom X Remote Panel-KNOWLEDGE IS POWER!



The Freedom X Remote Panel for your Xantrex Invertor Charger enables you to control and monitor the invertor from a convenient location and read important power supply information.

- Allows the customer to monitor in real time AC IN/OUT Voltage and current
- Allows the customer to monitor NEW! 330 AMP HOUR RELION AGM Battery
- Allows the customer to monitor their inverters percentage status bar for invertor AC output
 - Signals any Fault or Error Codes

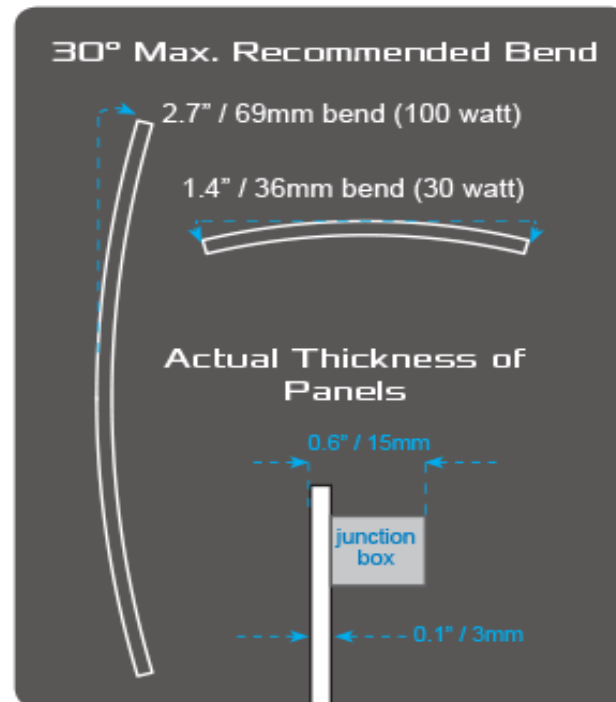
BEYOND SOLAR PANEL(S)



SOLAR FLEX™



**NEW! 12V/30AMP DIGITAL
SOLAR SINGLE STAGE
CONTROLLER**



190W STANDARD

SOLAR FLEX SOLAR PANELS FEATURE A 5 YEAR WARRANTY

SmartPlug® Inlet and Plug is Standard on all Coachmen Class B's!

SAFE SIMPLE SECURE

NO TWISTING! - SELF CLEANING PUSH-IN DESIGN



30 AMP INLET & PLUG FEATURES

LED POWER INDICATOR

Two blue LEDs illuminate indicate an active power source.

LOCKING FEATURE

Dual locking side levers snap into sides of inlet housing.

WEATHERPROOF

Face gasket seals.

LOCKING FEATURE

Inlet cover snaps onto back of connector.

EASY INSTALLATION

Industry standard hole pattern fits your existing inlet hole pattern.

ELECTRICAL PINS

Straight pins with 20X surface area. No twisting required!

CONNECTOR BODY SHAPE

Sleeve design fits snugly within inlet, removing all tension from pins & clips.

WEATHERPROOF

Face gasket seals against inlet sleeve to eliminate dirt & moisture exposure on electrical pins.

EASE OF USE

Unique plug body shape only goes in the right way! Easy to orient with no misalignment - even in the dark! Pushes straight in & locks automatically.



TRUMA COMBI ECO PLUS FURNACE / HOT WATER HEATER



Truma Combi Eco Plus – The first forced-air combination furnace with integrated water heating function and with more than 20 years of reliable service in Europe and Australia. Truma Combi furnaces are the most energy-efficient and lightest heating systems on the market. They effectively combine warm air and hot water in one appliance. Truma Combi furnaces offer much more operating convenience by way of the digital control panel Truma CP plus.



Be sure to let your customers know there are many videos available on YouTube on the operation of the Truma CP PLUS



Unique Features

- Near-silent operation
- Lightweight, space-saving solution
- Maintains constant temperature throughout RV
- Optional electric heating for furnace and water
- Highest available energy efficiency of more than 90%
- Program your timer to have hot water ready.

TRUMA COMBI ECO PLUS FURNACE / HOT WATER HEATER

Truma Combi

Quick Reference CP Plus Functions



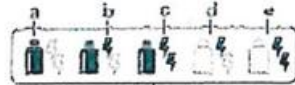
ADJUST ROOM TEMPERATURE

Range: 40-86°F (5-30°C)



SELECT ENERGY MODE

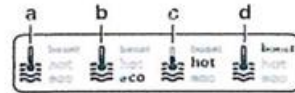
- a) LP gas
- b) MIX 1* - Electricity 850W + Gas
- c) MIX 2* - Electricity 1700W + Gas
- d) EL* - Electricity 850W
- e) EL* - Electricity 1700W



ADJUST WATER TEMPERATURE

A) BOILER

Hot water generator is on.
Icon flashes until desired temperature is reached.



B) ECO

Water temperature is 104°F (40° C)

C) HOT

Water temperature is 140°F (60° C)

D) BOOST

Boiler content is heated quickly (boiler priority) for up to 40 minutes. The water temperature is then kept at the higher level (about 144° F (62° C) for two subsequent heating cycles. When the water temperature is reached, the room is heated again.

www.truma.net
1-855-558-7862 ext.1

truma
More comfort on the move



Truma Combi

Quick Reference CP Plus Functions - Cont.



SET CLOCK TO CURRENT TIME



SET TIME SWITCH

Set a start time and end time for room temperature, water temperature, energy mode and fan speed set points.



SETTINGS

- Index - Show version number of connected device
- Bright - Adjust backlighting
- Lang - Adjust language
- 12-24h - 12/24 hour mode
- Temp - °F or °C
- Offset - Calibrate temp offset
- Pr set - Factory reset



SELECT FAN SPEED

OFF

Fan is switched off (If furnace mode OFF)

A) VENT

Circulating air (If furnace mode OFF)

B) ECO

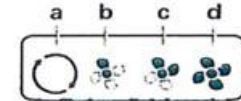
Low fan speed

C) HIGH

High fan speed

D) BOOST

Fast room heating. Available if the difference between the selected and current room temperature is >18° F (10° C)



Onan QG 2800i Gasoline RV Generator



Cummins Onan RV QG 2800i (formerly Onan Microlite) Lightweight, Compact and Quiet RV Generator. Microprocessor control with diagnostics and lightweight, compact design. Quietest generator sets of their size. Easy maintenance with single-side service. Completely enclosed with muffler, quick and easy to install. 3-year limited warranty, Low fuel consumption, The RV QG 2800i is a 2800-watt gasoline generator.

- Microprocessor control with diagnostics and lightweight, compact design.
- Gasoline fueled.
- Quietest generator sets of their size.
- Easy maintenance with single-side service.
- Completely enclosed with muffler, quick and easy to install.
- 3-year limited warranty
- Low fuel consumption
- 2.8kW QG RV generator set will start and run one 13500 Btu high efficiency air conditioner (15.5 amps or less) plus 600-watt base load with an additional 300 watts of power available.

Warranty policy: This limited warranty covers virtually everything except routine maintenance for the first two years you own your RV generator set and covers parts and labor on major powertrain and generator set parts during the third year. In addition, it also includes a free 90-day adjustment policy, which provides that Cummins Inc. will make minor adjustments during the first three months you own it - free of charge! Please note: This 3-year limited warranty applies to RV generator sets used in RV applications only, and does not apply to RV generator sets used in commercial mobile applications

ONAN RV QG 2800i Gas Generator Info.


ONAN RV QG 2800i Gas Generator

Microprocessor control with diagnostics and lightweight, compact design

- Gas Fueled
- Quietest generator sets of their size
- Easy maintenance with single-side service
- Completely enclosed with muffler, easy to install
- 3-year limited warranty
- Low fuel consumption

OIL/DIPSTICK

MANUAL START SWITCH
w/CIRCUIT
BREAKER
BELOW



!!!CUSTOMER SERVICE TIP!!!
MAKE SURE TO TELL CUSTOMERS WITH
GENERATORS THAT THEY NEED TO FIRE UP THE
GENERATOR APPROX. 1 X PER MONTH TO ENSURE
PROPER FUNCTIONING!!!

GENERATOR FEATURES • Cummins Onan sound-attenuating enclosure • Focalized mounting system with vibration isolators • Cross-flow cooling • Sheet steel drip controlling base • Enclosed muffler • Integral USDA Forest Service approved spark arrestor muffler • Adjustable mechanical governor • Automatic choke • Overhead cam • Single-side service • Low oil level shutdown • Electric fuel pump (gasoline) • Mounted control panel • Sealed remote start connector • Electric start • Fused DC circuits to protect set wiring and remote control wiring • Magnetic circuit breaker • Solid-state ignition • Standard onboard diagnostic capability

XPEDITION BATTERIES 330AMP HOUR AGM BATTERY



Xpedition Batteries XP8D-330 AGM Deep Cycle, maintenance-free batteries, are designed to provide premium performance!

READY WHEN YOU ARE: Xpedition AGM Deep Cycle Batteries are deep cycle batteries that deliver high capacity from the get-go. Unlike traditional lead-acid batteries that need to be “worked up” to increase capacity, these batteries give you the range or hours of operation you need right away.

HIGH PERFORMANCE IN LOW TEMPERATURES: Batteries don’t like cold temperatures, but Xpedition AGM Deep Cycle batteries deliver more capacity than traditional lead-acid batteries, even in extreme conditions.

FORGET ABOUT ACID: No need to worry about spills or acid-residue. You’ll never need to replace a corroded chassis or damaged floors due to acid spillage.

SAVE WATER AND WORRY: Using your batteries in a remote location? Is your access limited? Maintenance-free Xpedition AGM Deep Cycle batteries are perfect for applications where watering is easily neglected or very inconvenient. Traditional lead-acid batteries are subject to reduced performance or early failure if not watered regularly.

LOW SELF-DISCHARGE: Xpedition AGM Deep Cycle batteries are the ideal solution for infrequent or seasonal use since self-discharge is significantly less than traditional lead-acid batteries. Less frequent, if any, charging is needed during storage.

WE DON’T PASS GAS: Non-hazardous, clean Xpedition AGM Deep Cycle batteries emit no gasses during normal operation. They can be used safely near sensitive equipment or people.

INSTALLATION SENSATION: Thanks to their innovative design, Xpedition AGM Deep Cycle batteries can be installed upright or on their sides, making for flexible installation options in a variety of applications.

AGM 330AMP HOUR 8D BATTERY

- 8D 330AMP HOUR BATTERY DIMENSIONS: 20.8”x 11.1”x 9.8”
WEIGHT:182LBS
- 1 YEAR WARRANTY
- Power to ALL 110V outlets when coupled with our Standard Xantrex 2000W Pure Sine Wave Invertor without needing the generator
- Located under the rear of coach on the passenger side

COMPONENTS ON BEYOND CONTINUED...



PRIVACY SHADES AND
PULL-DOWN BUG SCREEN



Standard Screen Door w/ Grab Handle and Motion Sensor/Security
Light at Step.




36\" Door Opening Largest on the Ford Gas Class B
"X"=No Obstructions behind Passenger Seat

**User Tip: Always Use Teflon Spray Lubricant on the Screen Door
Tracks. Never Use Silicone Spray!**


CONSTRUCTION AND INSULATION MATERIALS CONTINUED.....

CHASSIS FLOOR/UNDERLAYMENT/FLOOR DECKING/INSULATION

RAW CHASSIS



1st STEP SOUND REDUCTION



ADDITIONAL SOUNDS DEADENING MAT UNDER OSB

- R-38 REFLECTIVE INSULATION LAMINATED TO UNDERLAYMENT
- REFLECTS THE HEAT AWAY IN SUMMER AND KEEPS THE HEAT IN FOR WINTER
- KEEPS ROAD VIBRATION AND SOUND TO A MINIMUM!

ONE PIECE 5/8" MARINE GRADE OSB FLOOR

- OSB Covers front to back and left to right
- No seams that will give way during the life of the chassis



HUSHMAT WHEEL WELL INSULATION/SOUND DAMPENING


- DRASTICALLY REDUCES SOUND and VIBRATION FROM THE ROAD
- ONE OF THE OLNY CLASS B MANUFACTURER USING HUSH MAT

BEYOND INSULATION!

STANDARD IS ROCKWOOL & OPTIONAL COZY WRAP ADDITION




STANDARD INSULATION:
ROCKWOOL



OPTIONAL UPGRADED ADDITIONAL
INSULATION: COZY WRAP

INDUSTRY FIRST MARINE GRADE PVC SIDEWALLS

ADDED VALUE!!!



Marine Grade PVC Vinyl Interior Sidewall

- Will Never Absorb Moisture Like Cloth
- Will Never Absorb Odors Like Cloth
- Will Never Crack or Rattle like ABS
- Will Never Break Down
- Will Last Forever!
- Foam Backer for Added Insulation and Sound Deadening!

COMPONENTS ON BEYOND CONTINUED WATER MANAGEMENT AREA (22RB)

**SATELLITE
CONNECTION**

**BLACK TANK
FLUSH
CONNECTION
VALVE**

**NOTE:DO NOT
LEAVE YOUR HOSE
CONNECTED TO
BLACK TANK FLUSH
FOR LONG PERIODS
OF TIME OR YOU
WILL OVER FILL
YOUR BLACK TANK**



**CITY WATER
CONNECTION FOR CITY
WATER HOOK UP**

**FRESH WATER FILL TO FILL
FRESH WATER TANK**

COMPONENTS ON BEYOND CONTINUED WATER MANAGEMENT AREA (22C AND 22D)



TERMINATION VALVE RUNNING BOARD ACCESS and SEWER HOSE STORAGE



**DRIVER SIDE RUNNING BOARD NOTCH
ALLOWS EASIER ACCESS TO THE
TERMINATION VALVE**



REAR SEWER HOSE CARRIER

COMPONENTS ON BEYOND CONTINUED...



BACK UP CAMERA

- Back Up camera-
SAFETY FEATURE!



CAREFREE OF COLORADO AWNING

- STANDARD 13' (157") Electric Awning
- Motion Sensor feature will retract awning automatically in 10-15MPH winds
- No Legs to attach to side of coach
- 1 YEAR WARRANTY

Passenger Side Walk-Around

1. Re-enforced entry step with undercarriage L.E.D lighting
2. Sumo Spring Assist Suspension Front and Sumo Spring Rear Leaf Spring Suspension
3. One-Piece Aluminum Ford Wheels
4. External 110v outlet (GFI Reset Location)
5. Carefree armless power awning w/ LED lighting and wind sensor
6. Frameless Slide-Open Windows w/ Screens (location varies depending on floorplan)



NOTES: _____




Rear of Coach Walk-Around

- 1. Rear pull down bug screen
- 2. Rear Backup Camera
- 3. 2800 Onan Gas generator mounted under the rear of the coach/Runs off Transits 25 Gal. Fuel Tank
- 4. LP Fill/On and Off Switch

NOTES:_____

Driverside Walk-Around



1. **Termination Valve and Black and Grey Tank Valves**
2. **30 AMP SmartPlug® Inlet & Plug**
3. **Syphon 360 Black Tank Vent**
4. **Outside shower**
5. **King Olympus HDTV and Wifi Antenna**
6. **Go Power! 190W solar panel**
7. **LP Fill On / Off Switch**
8. **Standard Ford Aluminum Wheels**

NOTES: _____

BEYOND STANDARD FEATURES



**STANDARD: CAREFREE POWER
AWNING**



**STANDARD: REAR
SCREEN DOOR**



**STANDARD: SIDE
SCREEN DOOR**



**STANDARD: DAY/NIGHT PULL UP PRIVACY
SHADES**



**STANDARD: INDUCTION SINGLE
BURNER
STOVE TOP (2 YR. WARRANTY)**



STANDARD: MICROWAVE



**STANDARD: One-Piece Aluminum Ford OEM
Wheels**

BEYOND STANDARD FEATURES CONT.



ALL-IN-ONE ANTENNA

Introducing the new KING all-in-one antenna for RVs. This premium antenna comes with omnidirectional HDTV capabilities, and allows for further customization to add wi-fi, cellular boosting, and hotspot capabilities.

Customers will enjoy extended-range over-the-air HDTV from their RV, and can easily add additional internet connectivity features with no installation necessary (Wi-Fi and cellular components sold separately).

All-In-One Antenna Features:

- Extended range omnidirectional over-the-air HDTV antenna with VHF/UHF/FM capabilities
- True omnidirectional cellular antenna
- Wired to allow for internet connected devices to be easily added
- Available in Black or White
- Devices that can be added:
 - KING Extend Pro Cell Booster - all carriers supported
 - KING WiFiMax Router/Extender - internet access through available Wi-Fi



BEYOND STANDARD FEATURES CONT.

**Insulated ABS
Rear Doors**



BEYOND STANDARD FEATURES CONT.



STANDARD: SUMO SPRING SUSPENSION KIT

BEYOND OPTIONS

OPTION: 12-Volt Tank Heaters for Grey Tank (22C and 22D only)



OPTION: LP COOKTOP



OPTION: UPGRADED FRONT AND SIDE WINDOW COVERS

Vegatouch Mira



Local app control on
iPhone/iOS and Android Devices.

Download Mira!



BEYOND Safety and Convenience



Every BEYOND includes the following for your protection

- **LP Leak Alarm:** Alerts you if there is an LP gas leak in the coach.
- **Fire Extinguisher:** ABC rated in the event of fire.
- **Smoke Detector:** Alerts you about smoke from a fire.
- **Carbon Monoxide Detector:** Alerts you to the presence of odorless carbon monoxide gas.
- **Coachmen's Travel Easy Roadside Assistance:** Provides 24/7 Operational, technical and emergency road service coverage.
- **System Control Center:** Allows you to monitor all of your LP, Generator and Water Tanks from one easy and convenient spot inside the coach.

BEYOND Warranty Breakdown

Ford Transit Chassis Warranty Breakdown

- 3 YEARS/36,000 MILES
- POWERTRAIN 5 YEARS/60,000 MILES

BEYOND MOTORHOME WARRANTY

- 12 MONTHS/12,000 MILES LTD.

BEYOND APPLIANCES/PARTS WARRANTY

- NOVA KOOL REFER 2 YEAR WARRANTY
- TRUMA COMBI ECO PLUS/ALL / 1 YR. WARRANTY FROM PURCHASE
CAN EXTEND TO 2 YEARS ONCE REGISTERED
- TRUMA AVENTA 13.5 BTU AC/1 YR. WARRANTY
 - FANTASTIC FAN/7 YEAR WARRANTY
 - BEAUFLOUR LINO/7 YEAR WARRANTY
- ONAN GAS GENERATOR/3 YEARS-2000 HOURS
- PREMIERE SOFA/CHAIRS/3 YEAR-36,000 MILES
- CAREFREE OF COLORADO AWNING/1 YEAR
 - SOLAR PANELS/5 YEARS