

# ENTOURAGE



Partial Paint

## FULL BODY PAINT OPTIONS



Malibu

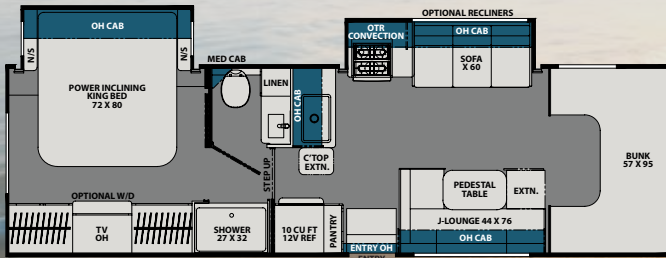


Maverick

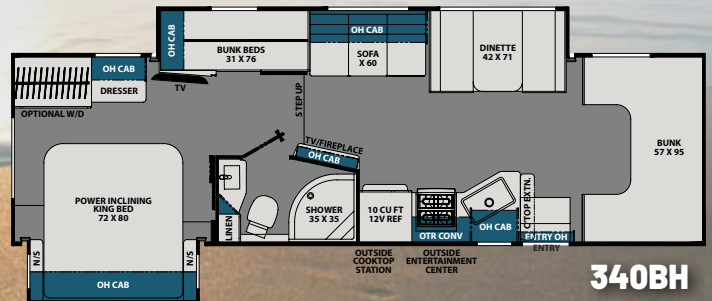


Mavyn

## FLOORPLANS



330DS



340BH

# SPECIFICATIONS

# KEY FEATURES

CHASSIS	330DS		340BH	
	CHEVY SILVERADO 5500	INTERNATIONAL CV	CHEVY SILVERADO 5500	INTERNATIONAL CV
ENGINE	V8 6.6L	V8 6.6L	V8 6.6L	V8 6.6L
HORSE POWER	350	350	350	350
TORQUE	700	700	700	700
WHEEL BASE	243"	243"	243"	243"
GVWR (LBS.)	19,500	22,000	19,500	22,000
GCWR (LBS.)	34,000	37,000	TBD	TBD
UVW (APPROX. LBS.)	15,200	15,200	TBD	TBD
CCC (APPROX. LBS.)	4,300	4,300	TBD	TBD
GAWR FRONT (LBS.)	7,500	7,500	TBD	TBD
GAWR REAR (LBS.)	15,000	15,000	TBD	TBD
INTERIOR HEIGHT	6' 11"	6' 11"	TBD	TBD
EXTERIOR HEIGHT	11' 1"	11' 1"	TBD	TBD
EXTERIOR WIDTH	8' 4"	8' 4"	TBD	TBD
EXTERIOR LENGTH (WITH HITCH)	33' 10"	33' 10"	TBD	TBD
HITCH WEIGHT (LBS.)	14,500	14,500	TBD	TBD
FUEL CAPACITY (GAL.)	65	65	TBD	TBD
LP CAPACITY (LBS.)	85	85	TBD	TBD
FRESH WATER CAPACITY (GAL.)	65	65	TBD	TBD
WATER HEATER CAPACITY	TANKLESS	TANKLESS	TANKLESS	TANKLESS
GREY TANK CAPACITY (GAL.)	77	77	TBD	TBD
BLACK TANK CAPACITY (GAL.)	49	49	TBD	TBD
EXTERIOR STORAGE (CU. FT.)	68	68	TBD	TBD
AWNING LENGTH (FT.)	21	21	TBD	TBD

- **4x4 Diesel Chassis**  
- Chevy Silverado or International CV
- **14,500 LB. Tow Hitch**
- **50 Amp Service with Electric Power Cord Reel**
- **CRV Super Spring Ride**
- **One Piece Fiberglass Shower with Aqua View Showermiser**
- **Power Inclining Residential King Bed (72x80)**
- **200 Watt Solar Panel**
- **Power Dual Recliners**

**GVWR (Gross Vehicle Weight Rating)** is the maximum permissible weight of the unit when fully loaded. It includes all weights, inclusive of all fluids, occupants, cargo, optional equipment and accessories. For safety and product performance do NOT exceed the GVWR.

**GCWR (Gross Combined Weight Rating)** is the maximum permissible loaded weight of your motor home and any towed trailer or towed vehicle. Actual GCWR of this vehicle may be limited by the sum of the GVWR and the installed hitch receiver maximum capacity rating; see hitch rating label for detail.

**GAWR (Gross Axle Weight Rating)** is the maximum permissible weight, including cargo, fluids, optional equipment and accessories that can be safely supported by each axle.

**UVW (Unloaded Vehicle Weight)\*** is the typical weight of the unit as manufactured at the factory. It includes all weight at the unit's axle(s), including full fuel, all fluids and LP Gas. The UVW does not include cargo, fresh potable water, additional optional equipment or dealer installed accessories.

\*Estimated Average based on standard build optional equipment.

**CCC (Cargo Carrying Capacity)\*\*** is the amount of weight available for fresh potable water, cargo, passengers, additional optional equipment and accessories. CCC is equal to GVWR minus UVW. Available CCC should accommodate fresh potable water (8.3 lbs per gallon). Before filling the fresh water tank, empty the black and gray tanks to provide for more cargo capacity.

\*\* Estimated average based on standard build optional equipment

Each Coachmen motorhome is weighed at the manufacturing facility prior to shipping. A label identifying the unloaded vehicle weight of the actual unit and the cargo carrying capacity is applied to every Coachmen motorhome prior to leaving our facilities.

The load capacity of your unit is designated by weight, not by volume, so you cannot necessarily use all available space when loading your unit.

Actual towing capacity is dependent upon your particular loading and towing circumstances, which includes the GVWR, GAWR and GCWR as well as adequate trailer brakes. Please refer to the Operator's Manual of your vehicle for further towing information.



**24/7 EMERGENCY  
ROADSIDE ASSISTANCE  
WITH VEHICLE PURCHASE**

TOWING  
JUMP-STARTS  
TIRE CHANGES  
FLUID DELIVERY  
LOCKOUT  
SERVICE

WINCH-OUT  
MOBILE MECHANIC  
TECHNICAL  
SUPPORT  
DEALER LOCATOR  
SERVICES

**Service Plus**

\*VALID FOR 1 YEAR FROM DATE OF PURCHASE



**COA**  
COACHMEN OWNERS ASSOCIATION

**FREE MEMBERSHIP**  
www.coachmenowners.com



CUSTOMER SATISFACTION  
**FOREST RIVER**  
encourages you to  
**BUY LOCAL**

PREFERENTIAL SERVICE  
PRODUCT INFORMATION

www.ForestRiverBuyLocal.com

**YOUR ENTOURAGE DEALER**




**Learn More**  
Scan this barcode using a QR Reader on your smart phone to learn more about Forest River.



**FOREST RIVER**

A Berkshire Hathaway company.



**SCAN HERE**  
For more available Standards, Options and Features!



**Coachmen**  
Leader to the Great Outdoors.

Coachmen RV, a Division of Forest River, Inc.,  
A Berkshire Hathaway Company

423 N. Main St., P.O. Box 30, Middlebury, IN 46540

All information contained in this brochure is believed to be accurate at the time of publication. However, during the model year, it may be necessary to make revisions and Coachmen reserves the right to make all such changes without notice, including prices, colors, materials, equipment and specifications as well as the addition of new models and the discontinuance of models shown in this brochure. Therefore, please consult with your Coachmen dealer and confirm the existence of any materials, design or specifications that are material to your purchase decision. 09/23

©Copyright 2023 Coachmen RV a Division of Forest River Inc - All Rights Reserved.

To learn more about Coachmen RV and our products and see how Coachmen is making the easy life easier, visit [www.coachmenrv.com](http://www.coachmenrv.com)