

# EURO



**LEADER**  
TO THE  
**GREAT**  
**OUTDOORS**



[COACHMENRV.COM](http://COACHMENRV.COM)





## MORE THAN 60 YEARS OF PROUD HISTORY...

Providing adventure, freedom, flexibility, reliability, safety & security. Coachmen... It's a brand you can trust. Coachmen RV, a division of Forest River, Inc., is headquartered in Middlebury, Indiana, with our primary manufacturing facilities on nearly 220 acres with over 23 acres under roof. Compare the Coachmen advantages and you will see why Coachmen is the Leader to the Great Outdoors.

**LEADER**  
TO THE  
**GREAT  
OUTDOORS**

COACHMENRV.COM



# EURO

## THE ALL-NEW EURO

provides the compactness, look and features of a European motorhome with North American creature comforts. The Euro is shorter, more compact and narrow than a traditional Class A.





EURO



# A DESIGN SO DISTINCTIVE IT WILL TURN HEADS



SCAN TO VIEW PRICING AND  
MORE INFORMATION OR VISIT:  
COACHMENRV.COM/EURO



# COACHMEN | EURO

## KEY FEATURES

### ELECTRICAL/HEATING/AC

- 200W Solar Panel with Controller
- Automatic Transfer Switch
- 55-Amp Converter with Distribution Panel
- GFI Circuit
- Outside Receptacle
- Emergency Start Switch
- 30,000 BTU E.I. Furnace
- Dual A/C with Heat Pump (25TB, 25EU)
- Coach Command Center
- LED Interior Lights
- 6.0 kW Gas Generator (25TB, 25EU)
- 4.0 kw Gas Generator (25LE)

### AUTOMOTIVE/EXTERIOR

- Ford F53 7.3L V8 Chassis
- Tilt and Telescoping Steering Wheel
- Cruise Control
- Traction Control
- Sunload Sensor with Auto Dimming
- Dash Lighting
- Intermittent Wipers

- Dash Air Conditioning
- Computer Work Station with USB, 12V, 120V
- Automatic Leveling Jacks (25TB, 25EU)
- Back Up Monitor with Side View Cameras
- Radial Tires
- Power Entrance Step-Single
- Crowned, Laminated Fiberglass Roof (25TB, 25EU)
- Radius Trunk Doors
- Fiberglass Front Cap
- High Gloss Azdel™ Sidewalls
- Dead Bolt Lock-Entrance Door
- 26" Radius Entry Door
- Legless Patio Awning (25TB, 25EU)
- 8,000 Towing Hitch with 7-Way Plug
- Power Heated Mirrors
- Rear Bumper
- Slide-out room awning(s) (Where Applicable)
- 20-Gallon LP Tank
- Valve Stem Extenders
- Rear Sewage Hose Storage
- Exterior Propane Hook-Up



INTERIOR DÉCOR COLOR SELECTIONS



Chiffon



Sandcastle



KEY FEATURES

INTERIOR APPOINTMENTS

- Self-Closing Ball Bearing Drawer Guides Throughout
- Premium Linoleum Throughout
- Square Windows with Day/Night Shades
- Reclining/Swivel Pilot Seats
- Sofa (Converts to Bed) (25EU, 25LE)
- Dinette/Theater (25TB)
- Stainless Steel Convection Oven/Microwave
- Solid Surface Kitchen Counter Top
- Induction Cooktop

BATH AND WATER

- Porcelain Toilet with Foot Flush
- One Piece ABS Shower Surround
- Glass Shower Door
- Power Bath Vent
- Tankless Water Heater
- Demand Water Pump
- Skylight Over Shower
- Stainless Lavatory Sink
- Black Tank Flush

SLEEPING

- Bedroom TV (25TB, 25EU)

INTERIOR EQUIPMENT

- Touch Screen Radio AM/FM Radio
- LP Leak Alarm and Smoke Detector
- Carbon Monoxide Detector
- Fire Extinguisher
- King Jack TV and Radio Antenna
- Smart TV Coach
- Pre-Wired for Satellite Dish
- Charging Station for Electronic Devices
- Power Shade for Front Windshield

GALLEY

- Stainless Steel Double Door Refrigerator
- High Rise Kitchen Faucet
- Stainless Steel Sink



The Euro is shorter, more compact and narrow than a traditional A. With it’s modern design and ample cabinet and countertop space, cooking in the Euro is easy. The back-splash, solid surface, fixtures and extra storage nooks add to it’s smart design.

The dash includes a computer workstation with 12V, 110V, and USB outlets, perfect for when you want to stay connected. The rear view and side view cameras make it easy to get into tight spaces.

The Euro offers European cabinetry with soft-close drawers and overhead cabinets.

The dash includes a Soft-touch vinyl ceiling has integrated LED strip lighting.

The square windows have integrated day/night shades. These windows provide more airflow and visibility than traditional RV windows.

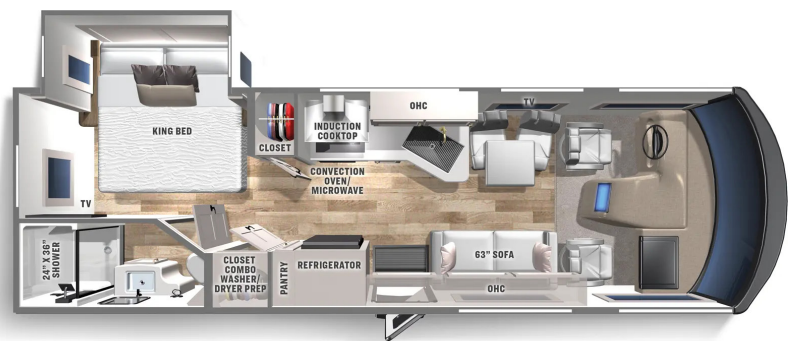
Even though this coach is more narrow and is shorter in both height and length, it still has the comforts of a king bed, toilet with ample leg room and a large shower.





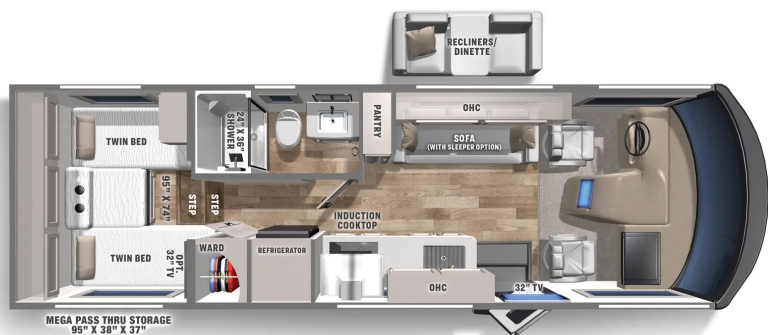
25EU

Exterior Height: 11' 1"  
Exterior Length: 28' 4"  
GAWR Front: 6,500 lbs  
GAWR Rear: 11,000 lbs



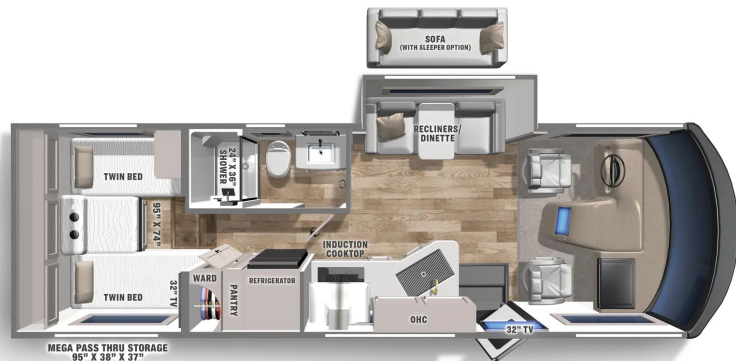
25LE

Exterior Height: 11' 1"  
Exterior Length: 28' 4"  
GAWR Front: 6,500 lbs  
GAWR Rear: 11,000 lbs



25TB

Exterior Height: 11' 1"  
Exterior Length: 28' 4"  
GAWR Front: 6,500 lbs  
GAWR Rear: 11,000 lbs



LEADER TO THE GREAT OUTDOORS



EURO

SPECIFICATIONS

Floorplan	Length	Height	Width	Axle Weight (Front)	Axle Weight (Rear)	Fresh Water	Grey Water	Black Water
25EU	28' 4"	11' 1"	99"	6,500 lbs	11,000 lbs	50 gal	31 gal	31 gal
25TB	28' 4"	11' 1"	99"	6,500 lbs	11,000 lbs	50 gal	31 gal	31 gal
25LE	28' 4"	11' 1"	99"	6,500 lbs	11,000 lbs	50 gal	31 gal	31 gal

**GVWR (Gross Vehicle Weight Rating)** is the maximum permissible weight of the unit when fully loaded. It includes all weights, inclusive of all fluids, occupants, cargo, optional equipment and accessories. For safety and product performance do NOT exceed the GVWR.

**GCWR (Gross Combined Weight Rating)** is the maximum permissible loaded weight of your motor home and any towed trailer or towed vehicle. Actual GCWR of this vehicle may be limited by the sum of the GVWR and the installed hitch receiver maximum capacity rating; see hitch rating label for detail.

**GAWR (Gross Axle Weight Rating)** is the maximum permissible weight, including cargo, fluids, optional equipment and accessories that can be safely supported by each axle.

**UVW (Unloaded Vehicle Weight) \*** is the typical weight of the unit as manufactured at the factory. It includes all weight at the unit's axle(s), including full fuel, all fluids and LP Gas. The UVW does not include cargo, fresh potable water, additional optional equipment or dealer installed accessories.

\*Estimated Average based on standard build optional equipment.

**CCC (Cargo Carrying Capacity) \*\*** is the amount of weight available for fresh potable water, cargo, passengers, additional optional equipment and accessories. CCC is equal to GVWR minus UVW. Available CCC should accommodate fresh potable water (8.3 lbs per gallon). Before filling the fresh water tank, empty the black and gray tanks to provide for more cargo capacity.

\*\* Estimated average based on standard build optional equipment

Each Coachmen motorhome is weighed at the manufacturing facility prior to shipping. A label identifying the unloaded vehicle weight of the actual unit and the cargo carrying capacity is applied to every Coachmen motorhome prior to leaving our facilities.

The load capacity of your unit is designated by weight, not by volume, so you cannot necessarily use all available space when loading your unit.

Actual towing capacity is dependent upon your particular loading and towing circumstances, which includes the GVWR, GAWR and GCWR as well as adequate trailer brakes. Please refer to the Operator's Manual of your vehicle for further towing information.

All information contained in this brochure is believed to be accurate at the time of publication. However, during the model year, it may be necessary to make revisions and Coachmen reserves the right to make all such changes without notice, including prices, colors, materials, equipment and specifications as well as the addition of new models and the discontinuance of models shown in this brochure. Therefore, please consult with your Coachmen dealer and confirm the existence of any materials, design or specifications that are material to your purchase decision.



SCAN TO LEARN RV  
TERMINOLOGY OR VISIT:  
FORESTRIVERINC.COM/RV-DEFINITIONS



# OPTIONS

## INTERIOR COLOR SELECTIONS

- Chiffon
- Sandcastle

## INTERIOR WOOD COLOR SELECTIONS

- Cloud/Shadow

## OPTIONAL FEATURES

- Aluminum Rims (Chrome or Black)
- CSA Up-fit
- CD-MVSA  
(Canadian Motor Vehicle Safety Act)
- Diamond Shield
- Sofa with Sleeper (25TB)
- Freedom Package - 460 AMP Hour  
Lithium Battery, 3500 Inverter  
Charger, 60 AMP Charger Controller,  
400 Watts Solar
- Combo Washer/Dryer (25EU)
- Dinette/Theater Seating (25LE)

Notes:  
Mandatory For All Canadian  
Provinces

# OPTIONAL EXTERIORS

- Sonic White FBP
- Sonic Grey FBP
- Stealth FBP



Euro Class A Motorhome with Stealth Exterior (25TB Shown)



# THE COACHEMEN ADVANTAGE

What is the Coachmen advantage? It's the collection of unique features offered in a Coachmen motorhome to ensure a smoother ride, a better camping experience, and a motorhome that will last for years.

## AZDEL™ COMPOSITE

*Most manufacturers use wood sidewalls that can expand, swell, and eventually mold. We use Azdel. It's impervious to water, won't rot or mold, and with less than a 1% chance of delaminating, it ensures the long-term integrity of the sidewalls.*

## REINFORCED LAMINATION

*We vacuum bond and pinch roll every sidewall, floor, and roof, then perform a pull adhesion test. Most manufacturers just do one process or the other, but by doing both we improve the strength and longevity of the sidewalls.*

## FOREFRONT OF TECHNOLOGY

*We offer the latest in technology by pairing electronics with smart phones. A safer and larger viewing area is achieved when dual-mirroring your smart phone GPS to the dash radio and backup system.*

## DYNAMAT®

*Engine cover is lined with Dynamat that decreases engine heat and engine noise. Testing has shown a decrease of 20 decibels and 20° F.*

## COOL STREAM DUCT™

*Our patented duct system evenly disperses air through the whole coach. We use residential ducting instead of Styrofoam because it's antimicrobial, preventing the growth of bacteria and ensuring a cool, clean coach in even scorching heat.*

## DIGITAL OWNER'S MANUAL

*Our owner's manuals are easy to access through the Coachmen website or our free app. Supplemented with videos, PowerPoints, and more, it's got all you need to know about your coach.*

# COACHMEN



Coachmen RV, a Division of Forest River, Inc.,  
A Berkshire Hathaway Company  
423 N. Main St., P.O. Box 30, Middlebury, IN 46540

## EACH NEW COACHMEN PURCHASE PROVIDES:

- ✓ Pre-delivery Inspection.
- ✓ Digital Owner's Manual.
- ✓ Free Membership to Coachmen Owners Association (COA).  
Learn more at [www.coachmenowners.com](http://www.coachmenowners.com).
- ✓ A Contribution to Care Camps Foundation [www.carecamps.org](http://www.carecamps.org).
- ✓ 1 Year Free Roadside Assistance from Date of Purchase.



## LEARN MORE:

Scan this QR code with your mobile device to learn more about Coachmen.



## SPECIFICATION DEFINITIONS:

Scan this barcode using a QR reader on your smartphone to learn RV terminology and more!



YOUR [INSERT BRAND] DEALER